
With an ever increasing level of inspection, choosing the correct fire door, frame and intumescent materials requires careful consideration to ensure compliance.

At Doras the emphasis is on product quality so it is our policy to use only those fire door manufacturers that use proper manufacturing methods and quality materials to ensure a finished product that is attractive, fit for purpose and compliant to regulations.

All stocked products are certified fire resistant to the required European or British standards (EN 1634 or BS 476) with full accreditation from the relevant testing authorities.

At Doras we stock imperial and metric sizes as standard in many of our ranges (please refer to page 5) and out-sized and off standard sizes are also available to order.

FIRE DOORS RESIDENTIAL



PHOTO Model Norma flush primed white fd30/fd60.



1. Tacto 7300 fd30 basalt grey; 2. Tacto 7300 fd30 glacier grey.

Finish

Overveneered in 0.6mm high quality vinyl finish.

Style

Contemporary door design with horizontal veneer in the center and vertical veneers on the sides.

Construction

Solid particleboard core with minimum density of 560 kg/m³. 45mm thickness. Side lipping in solid timber with vinylacetate adhesive D-3. Edge-banded on whole perimeter in PVC glued with PUR D-4 adhesive.

FD

All models are fd30 rated.

Door sizes

6 standard sizes. Please see page 5 for imperial /metric conversion door sizes. Off-standard sizes are also available to order.

Other

All Tacto models are available ex-stock now. Internal use only.

PLEASE NOTE

Tacto range is available ex-stock. All solid models have fd30 rating. Off-standard sizes are also available to order.

For detailed information about complementary skirting and architrave options please refer to the moulding section on pp 152-159.



tacto 7300 fd30

desert beige

- 78 x 24
- 78 x 26
- 78 x 28
- 78 x 30
- 80 x 32
- 80 x 34



tacto 7300 fd30

glacier grey

- 78 x 24
- 78 x 26
- 78 x 28
- 78 x 30
- 80 x 32
- 80 x 34



tacto 7300 fd30

basalt grey

- 78 x 24
- 78 x 26
- 78 x 28
- 78 x 30
- 80 x 32
- 80 x 34



1. Carrara fd30 smooth; 2. Classique fd30 woodgrain.

Finish

3mm fibreboard facing. Factory primed in white (RAL 9003).

Style

Traditional and contemporary styles.

Construction

Routed particle board core. 44mm/55mm thickness. Reducible by 3mm per side.

FD

All models are fd30 rated. Model York smooth and Bostonian woodgrain also available as fd60.

Door sizes

Please refer to the details under the door images on the opposite page.

Other

All Norma firedoors are tested to European (Tecnalia) and British (Warrington) standards of fire safety - certificates available on request.

Internal use only.

PLEASE NOTE

All Norma firedoors are tested to European (Tecnalia) and British (Warrington) standards of fire safety - certificates available on request.

To view our range of complementary and fully certified Arrone fire door ironmongery kits please refer to pages 148-149.



york fd30/fd60
smooth

fd30	fd60
78 x 24	78 x 30
78 x 26	80 x 32
78 x 28	
78 x 30	
80 x 32	
80 x 34	
80 x 36	



carrara fd30
smooth

fd30
78 x 24
78 x 26
78 x 28
78 x 30
80 x 32
80 x 34



bostonian fd30/fd60
woodgrain

fd30	fd60
78 x 24	78 x 30
78 x 26	80 x 32
78 x 28	
78 x 30	
80 x 32	
80 x 34	



classique fd30
woodgrain

fd30
78 x 24
78 x 26
78 x 28
78 x 30
80 x 32
80 x 34



Finish

MDF white facing. Factory primed in white.

Style

Panels and sheeting.

Construction

30mm solid pine frame construction.
45mm thickness. Reducible by 3mm per side.

FD

All models are fd30 rated.

Door sizes

6 standard sizes. Please see page 5 for imperial/metric conversion door sizes.

Other

Internal use only.



minotaur fd30

- 78 x 24
- 78 x 26
- 78 x 28
- 78 x 30
- 80 x 32
- 80 x 34



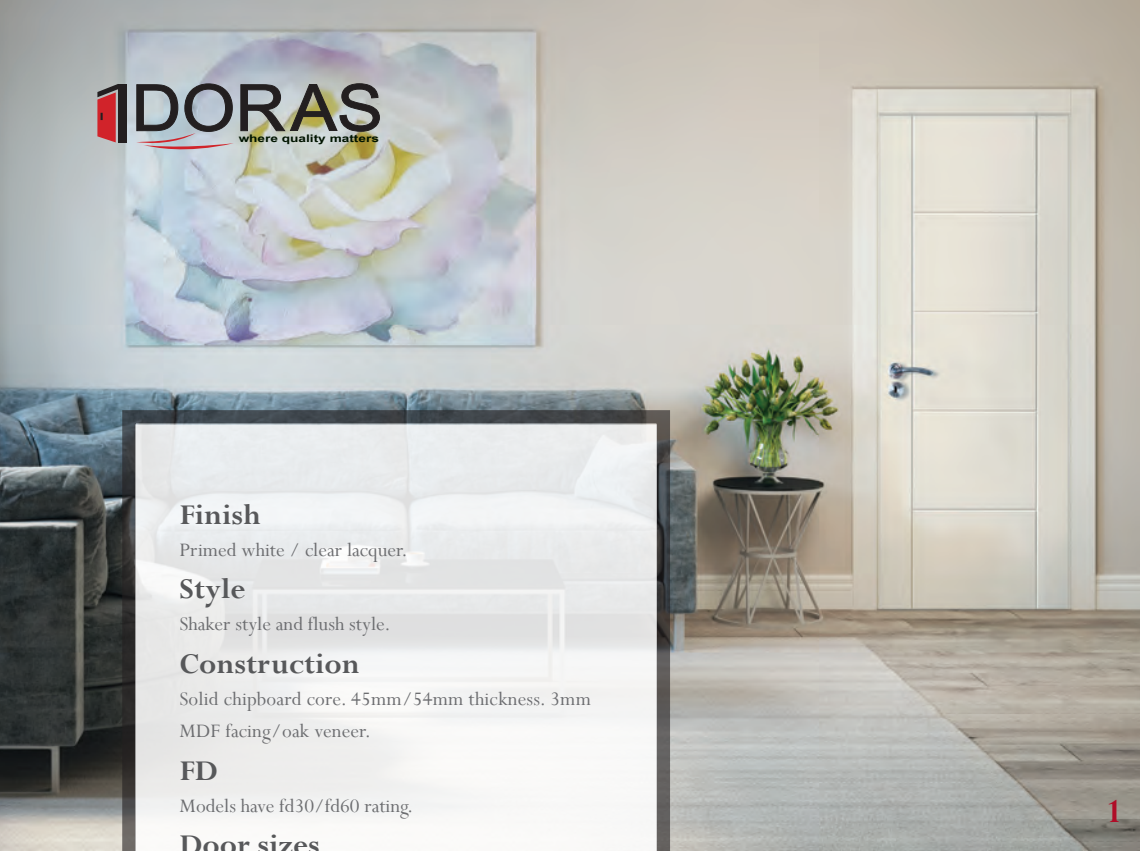
centaur fd30

- 78 x 24
- 78 x 26
- 78 x 28
- 78 x 30
- 80 x 32
- 80 x 34



pegasus fd30

- 78 x 24
- 78 x 26
- 78 x 28
- 78 x 30
- 80 x 32
- 80 x 34



1

Finish

Primed white / clear lacquer.

Style

Shaker style and flush style.

Construction

Solid chipboard core. 45mm/54mm thickness. 3mm MDF facing/oak veneer.

FD

Models have fd30/fd60 rating.

Door sizes

Please refer to the details under the door images on the opposite page.

Other

* The primed shaker fd30 glazed door from Norma incorporates a large single clear pane of EW 7mm Pyroguard fire rated glass. This design gives the maximum amount of light while still capable of providing 30 min of fire protection.

Internal use only.



2



flush oak fd30/fd60

fd30	fd60
2040 x 426	2040 x 426
2040 x 526	2040 x 726
2040 x 626	2040 x 826
2040 x 726	2040 x 926
2040 x 826	2040 x 1026
2040 x 926	
2040 x 1026	



flush primed fd30/fd60

fd30	fd60
2040 x 426	2040 x 426
2040 x 526	2040 x 526
2040 x 626	2040 x 626
2040 x 726	2040 x 726
2040 x 826	2040 x 826
2040 x 926	2040 x 926
2040 x 970	2040 x 1026
2040 x 1026	
2040 x 1126	



pant 6 fd30

fd30
78 x 24
78 x 26
78 x 28
78 x 30
80 x 32
80 x 34



shaker 1 lite fd30 primed*
clear glass

fd30
78 x 30
80 x 32
80 x 34



shaker 1p fd30 primed

fd30
78 x 24
78 x 26
78 x 28
78 x 30
80 x 32
80 x 34

1. Pant 6 fd30; 2. Shaker 1 panel fd30 primed.



Flush oak veneered fd30/fd60

0.6mm oak veneer. 45mm/54mm thickness. fd30/fd60 fire resistant chipboard core. 6mm/10mm hardwood side lipping. High quality factory lacquer. Internal use only.

Flush primed white fd30/fd60

Fd30/fd60 fire resistant solid chipboard core. 45mm/54mm thickness. fd30/fd60 fire resistant chipboard core. 3mm MDF facing primed white. Internal use only.

Fire blank fd30/fd60

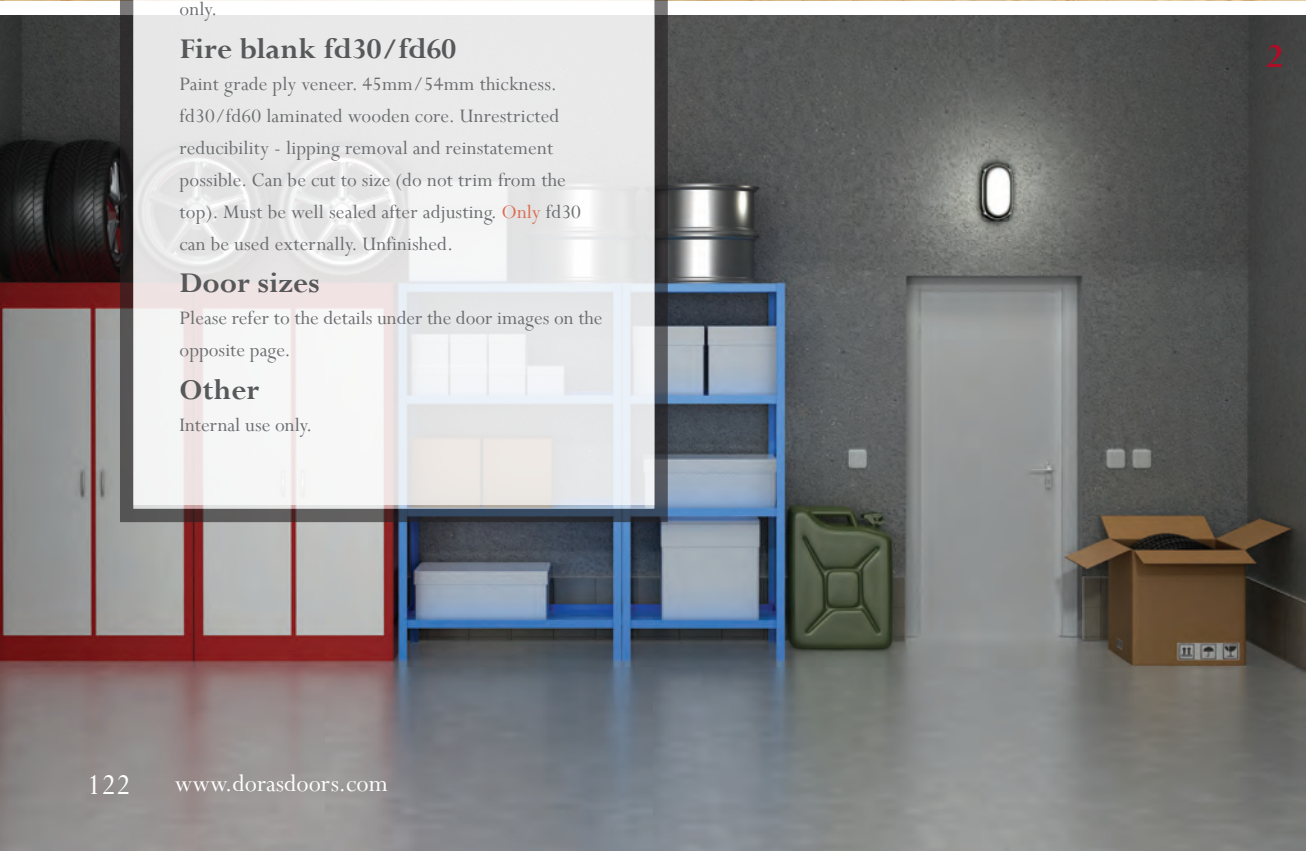
Paint grade ply veneer. 45mm/54mm thickness. fd30/fd60 laminated wooden core. Unrestricted reducibility - lipping removal and reinstatement possible. Can be cut to size (do not trim from the top). Must be well sealed after adjusting. **Only** fd30 can be used externally. Unfinished.

Door sizes

Please refer to the details under the door images on the opposite page.

Other

Internal use only.



1. Fire blank fd30/fd60 (painted green); 2. Flush MDF primed fd30/fd60.

PLEASE NOTE

*Fire blank fd30 / fd60 not manufactured by Norma.



flush oak veneered
fd30/fd60

fd30	fd60
78 x 24	78 x 30
78 x 26	80 x 32
78 x 28	80 x 34
78 x 30	
80 x 32	
80 x 34	



flush primed
fd30/fd60

fd30	fd60
78 x 24	78 x 30
78 x 26	80 x 32
78 x 28	80 x 34
78 x 30	
80 x 32	
80 x 34	



fire blank*
fd30/fd60

fd30	fd60
80 x 32	84 x 36
84 x 36	
96 x 48	

FIRE DOORS

All fire doors are certified to European or British standards (EN 1634 or BS 476) - certificates are available on request.

At Doras the emphasis is on product quality so it is our policy to use only those fire door manufacturers that use proper manufacturing methods and quality materials to ensure a finished product that is attractive, fit for purpose and compliant to regulations.

We stock imperial and metric sizes as standard in many of our ranges and out-sized and off standard sizes are also available to order.

Bespoke fire door design is also a service we can offer for commercial projects.

IRONMONGERY

All of our Norma fd30 fire doors have been tested and certified in conjunction with the internationally recognised Arrone brand of ironmongery.

These fire door kits take the guesswork out of the component selection process providing great peace of mind in the knowledge that both door and ironmongery elements are approved for use and together achieve the adherence critical to fire safety standards.

For further information on Arrone fire door ironmongery kits please refer to pp 148-149.

At Doras we have been selling fire doors for many years and during that time we have acquired an understanding and technical expertise with the product which enables us to inform, advise and recommend on many of the salient aspects of fire performance.

Our technical department is at your disposal when it comes to any questions or concerns you may have in relation to fire matters ie compliance, approved materials, installation methods etc.

FIRE DOORS COMMERCIAL



PHOTO Model Carrara fd30 smooth.



Finish

Overveneered in 0.6mm high quality vinyl finish.

Style

Contemporary door design with horizontal veneer in the center and vertical veneers on the sides.

Construction

Solid particleboard core with minimum density of 560 kg/m³. 45mm thickness. Side lipping in solid timber with vinylacetate adhesive D-3. Edge-banded on whole perimeter in PVC glued with PUR D-4 adhesive.

FD

All models are fd30 rated.

Door sizes

6 standard sizes. Please see page 5 for imperial/metric conversion door sizes. Off-standard sizes are also available to order.

Other

All Tacto models are available ex-stock now.
Internal use only.

1. Tacto 7300 fd30 basalt grey; 2. Tacto 7300 fd30 glacier grey.



PLEASE NOTE

Tacto range is available ex-stock. All solid models have fd30 rating. Off-standard sizes are also available to order.

For detailed information about complementary skirting and architrave options please refer to the moulding section on pp 152-159.



tacto 7300 fd30

desert beige

- 78 x 24
- 78 x 26
- 78 x 28
- 78 x 30
- 80 x 32
- 80 x 34



tacto 7300 fd30

glacier grey

- 78 x 24
- 78 x 26
- 78 x 28
- 78 x 30
- 80 x 32
- 80 x 34



tacto 7300 fd30

basalt grey

- 78 x 24
- 78 x 26
- 78 x 28
- 78 x 30
- 80 x 32
- 80 x 34



Finish

3mm fibreboard facing. Factory primed in white (RAL 9003).

Style

Traditional and contemporary styles.

Construction

Routed particle board core. 44mm/55mm thickness. Reducible by 3mm per side.

FD

All models are fd30 rated. Model York smooth and Bostonian woodgrain also available as fd60.

Door sizes

Please refer to the details under the door images on the opposite page.

Other

All Norma fire doors are tested to European (Tecnalia) and British (Warrington) standards of fire safety - certificates available on request. Internal use only.



1. Carrara fd30 smooth; 2. York fd30/fd60 smooth.

PLEASE NOTE

All Norma fire doors are tested to European (Tecnalia) and British (Warrington) standards of fire safety - certificates available on request. To view our range of complementary and fully certified Arrone fire door ironmongery kits please refer to pages 148-149.



york fd30/fd60
smooth

fd30	fd60
78 x 24	78 x 30
78 x 26	80 x 32
78 x 28	
78 x 30	
80 x 32	
80 x 34	
80 x 36	



carrara fd30
smooth

fd30
78 x 24
78 x 26
78 x 28
78 x 30
80 x 32
80 x 34



bostonian fd30/fd60
woodgrain

fd30	fd60
78 x 24	78 x 30
78 x 26	80 x 32
78 x 28	
78 x 30	
80 x 32	
80 x 34	



classique fd30
woodgrain

fd30
78 x 24
78 x 26
78 x 28
78 x 30
80 x 32
80 x 34



1. Flush oak fd30/ fd60 & GC 06 oak fd30/fd60; 2. Flush primed fd30/fd60 (painted grey).



2

Finish

Primed white/clear lacquer.

Style

Flush style.

Construction

Solid chipboard core. 45mm/54mm thickness. 3mm MDF facing/oak veneer.

FD

Models have fd30/fd60 rating.

Door sizes

Please refer to the details under the door images on the opposite page.

Glazing

Preglazed in fire-rated clear glass.

Other

All Norma firedoors are tested to European (Tecnalia) and British (Warrington) standards of fire safety - certificates available on request.

Internal use only.

PLEASE NOTE

Doras Distributors is the exclusive agent for Norma products in the Republic of Ireland. For more information please see www.norma-doors.com.

All Norma firedoors are tested to European (Tecnalia) and British (Warrington) standards of fire safety - certificates available on request.




flush primed fd30/fd60

fd30	fd60
2040 x 426	2040 x 426
2040 x 526	2040 x 526
2040 x 626	2040 x 626
2040 x 726	2040 x 726
2040 x 826	2040 x 826
2040 x 926	2040 x 926
2040 x 970	2040 x 1026
2040 x 1026	
2040 x 1126	



gc 06 primed fd30/fd60

fd30	fd60
2040 x 826	2040 x 826
2040 x 926	2040 x 926



flush oak fd30/fd60

fd30	fd60
2040 x 426	2040 x 426
2040 x 526	2040 x 726
2040 x 626	2040 x 826
2040 x 726	2040 x 926
2040 x 826	2040 x 1026
2040 x 926	
2040 x 1026	



gc 06 oak fd30/fd60

fd30	fd60
2040 x 826	2040 x 826
2040 x 926	2040 x 926
2040 x 1026	2040 x 1026

Finish

MDF white facing. Factory primed in white.

Style

Shaker style and flush style.

Construction

30mm solid pine frame construction.
45mm thickness. Reducible by 3mm per side.

FD

All models are fd30 rated.

Door sizes

6 standard sizes. Please see page 5 for imperial/metric conversion door sizes.

Other


* The primed shaker fd30 glazed door from Norma incorporates a large single clear pane of EW 7mm Pyroguard fire rated glass. This design gives the maximum amount of light while still capable of providing 30 min of fire protection.

Internal use only.



minotaur
fd30

- 78 x 24
- 78 x 26
- 78 x 28
- 78 x 30
- 80 x 32
- 80 x 34



centaur
fd30

- 78 x 24
- 78 x 26
- 78 x 28
- 78 x 30
- 80 x 32
- 80 x 34



pegasus
fd30

- 78 x 24
- 78 x 26
- 78 x 28
- 78 x 30
- 80 x 32
- 80 x 34



pant 6
fd30

- 78 x 24
- 78 x 26
- 78 x 28
- 78 x 30
- 80 x 32
- 80 x 34



shaker 1 lite primed*
fd30
clear glass

- 78 x 30
- 80 x 32
- 80 x 34



shaker 1p primed
fd30

- 78 x 24
- 78 x 26
- 78 x 28
- 78 x 30
- 80 x 32
- 80 x 34

PLEASE NOTE

*The primed shaker fd30 glazed door from Norma incorporates a large single clear pane of EW 7mm Pyroguard fire rated glass. This design gives the maximum amount of light while still capable of providing 30 min of fire protection.

Fire blank fd30/fd60

Paint grade ply veneer. 45mm/54mm thickness. fd30/fd60 laminated wooden core. Unrestricted reducibility - lipping removal and reinstatement possible. Can be cut to size (do not trim from the top). Must be well sealed after adjusting. Unfinished. **Only** fd30 can be used externally.

Primed white fd30/fd60

Fd30/fd60 fire resistant chipboard core. 45mm/54mm thickness. 3mm MDF facing primed white. Internal use only.

Glazing


Preglazed in fire-rated clear glass.

Door sizes

Please refer to the details under the door images on the opposite page.

Other

Internal use only.




fire blank* fd30/fd60

fd30	fd60
80 x 32	84 x 36
84 x 36	
96 x 48	



flush primed fd30/fd60

fd30	fd60
78 x 24	78 x 30
78 x 26	80 x 32
78 x 28	80 x 34
78 x 30	
80 x 32	
80 x 34	



gc 01 primed fd30

fd30
78 x 30
80 x 32
80 x 34



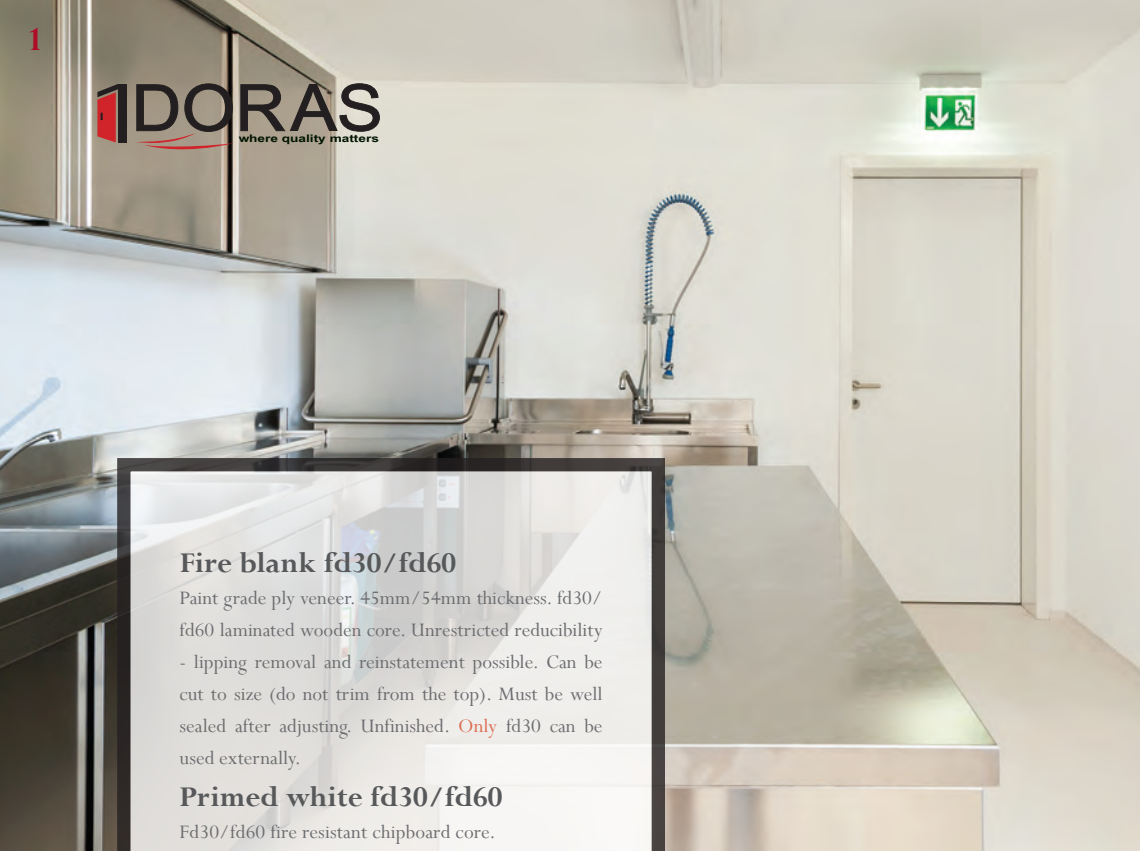
gc 05 primed fd30/fd60

fd30	fd60
78 x 30	78 x 30
80 x 32	80 x 32
80 x 34	80 x 34



gc 06 primed fd30/fd60

fd30	fd60
78 x 30	78 x 30
80 x 32	80 x 32
80 x 34	80 x 34



1. Flush primed fd30/fd60; 2. Fire blank* fd30/fd60; 3. GC 06 primed fd30/fd60.

PLEASE NOTE

All Norma fire doors are tested to European (Tecnalia) and British (Warrington) standards of fire safety - certificates available on request.

To view our range of complementary and fully certified Arrone fire door ironmongery kits please refer to pages 148-149.

*Fire blank fd30/fd60 not manufactured by Norma. Glass opes supplied with fire-rated clear glass.

1



1. GC 06 oak fd30/fd60; 2. Flush oak fd30/fd60; 3. Flush oak fd30/fd60.

Finish

0.6mm oak veneer.

Style

Flush style.

Construction

45mm/54mm thickness. Fd30/fd60 fire resistant chipboard core. 6mm/10mm hardwood side lipping.

Glazing

Preglazed in fire-rated clear glass.

FD

All models are fd30/fd60 rated.

Door sizes

Please refer to the details under the door images on the opposite page.


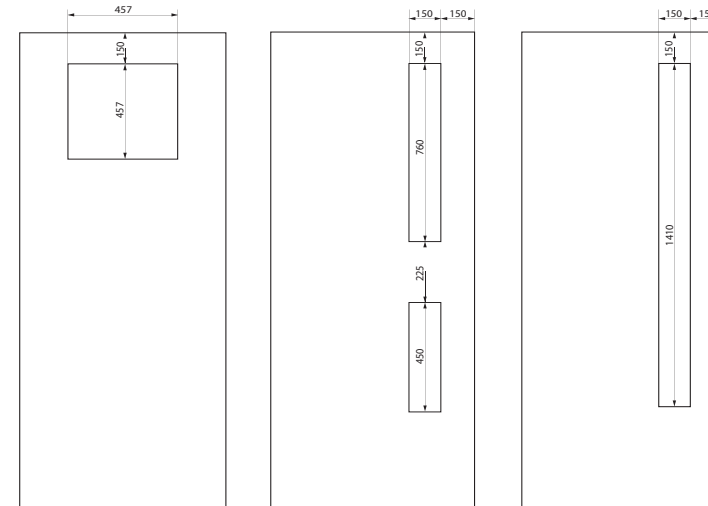
Other

Internal use only.



2

glass ope
dimensions



flush oak
fd30/fd60



gc 06 oak
fd30/fd60

flush oak fd30/fd60		gc 06 oak fd30/fd60	
fd30	fd60	fd30	fd60
78 x 24	78 x 30	78 x 30	78 x 30
78 x 26	80 x 32	80 x 32	80 x 32
78 x 28	80 x 34	80 x 34	80 x 34
78 x 30			
80 x 32			
80 x 34			



All Norma fire doors are tested to European (Tecnalia) and British (Warrington) standards of fire safety - certificates available on request.