

**DORAS 2020**

new models / new designs

Dear Customer,

Here is our **NEW** brochure for **2020** year.

Inside you will find an extensive range of modern, contemporary and traditional door designs. Complementary timber moulding profiles are shown also, offering a broad range of skirting, architrave and door frame options.

Lastly, we have the elegant style of the Arte Toscana door handle range for that all-important finishing touch.

## WHAT'S NEW?

As usual we have tried to bring something new and fresh to the market for the upcoming year – please see the 4 models in the new **Crittall Style range** on pages 6-13 (Mayfair clear glass model shown opposite page) plus the 9 new designs in our **Renaissance range** on pages 14-23.

Due to the popularity of our **Daiken range** we've decided to add 3 new models in Limed Oak – see pages 46-47.

Also, we've extended our **Sam Wrap** architrave/skirting profiles in real oak veneer which can be viewed on pages 192-193.

We hope you'll enjoy our 2020 brochure with its new additions to our ranges and that it'll assist you in making the right choice for your new project.

Warm Regards,  
Doras Distributors

COVER: Crittall Style range. MAYFAIR clear glass model, page 11.

**WELCOME**

Crittall Style Range	NEW RANGE	06
Renaissance	NEW RANGE	14
European Range		24
Daiken Studio Range	NEW MODELS	44
Contract Range		56
Java Range		70
Victoria Traditional Range		86
Proma		92
Arctic Selection		102

Red Deal Range	114
Fire Door Range: residential / commercial	116 / 142
Ironmongery: Arte Toscana / Arrone / Rutland	172 / 180 / 184
Mouldings Section <b>NEW MODELS</b>	186
Doras Door Protection	206
Promotional Section	208
Additional information & Acknowledgements	212



# INDEX

**N**ew for 2020 and very different. The Crittall range showcases a modern look which is all about maximising the light in any given space by virtue of its thinner stile and rail dimensions.

**I**nnovative and original, these doors represent a refreshing departure from the more conventional door designs that have become common-place in recent years.

**A**vailable in pure white and solid black, this range is ideal for someone who is unafraid of making a bold statement when it comes to interior design.

*Clear glass only. Paint finish is premium primed.*

*A complementary range of mouldings is now also available to provide the necessary finishing touch. Please see pages 186-205.*

new range



**CRITTALL STYLE RANGE**

white / black





**CRITTALL STYLE RANGE**  
white / black



**kensington**  
*clear glass*

NEW



**kensington**

NEW



**mayfair**  
*clear glass*

NEW



**mayfair**

NEW



skirting, architrave & handle options



SAM ZERO Profiles Shaker



PROMA Square charcoal oak



SAM ZERO Profiles S22



Napoli SN



Verona PCSN



Genoa PC

For further information on skirting, architrave and handle options please refer to pages 172-205.

# CRITTALL STYLE RANGE

## general information

### quick spec

44mm thickness  
timber narrow profile stiles and rails  
9mm MDF panels (solid doors)  
factory premium primed in white (RAL 9003) or black (RAL9005)  
glass models - preglazed  
5mm clear toughened glass (EN12150)  
internal use only

### door sizes

- 78 X 24
- 78 X 26
- 78 X 28
- 78 X 30
- 80 X 32
- 80 X 34

### please note

For double doors a T-lipping must be used.

Rebating a door will invalidate the guarantee and should not be done.

**W**e are excited to introduce our new 9 door Renaissance range in white and silk grey paint finishes.

**T**he elegant design is characterised by a beautiful triple-step panel treatment which is quite different from most other door designs currently on the market.

**A**vailable in 1 panel and 3 panel configurations, this is a selection of doors which is sure to lend a degree of grandeur to your interior space.

*Glass ope models in opal laminate and clear come preglazed with EN 12150 compliant safety glass.*

*A complementary range of mouldings is now also available to provide the necessary finishing touch. Please see pages 186-205.*


new range



**RENAISSANCE**

white / silk grey





- a** - Bergerac white 3 lite (*moulding detail*)
- b** - Versailles white 1 panel
- c** - Bergerac white 3 panel
- d** - Bergerac white 3 lite (*opal laminate glass*)

**RENAISSANCE**  
white



**versailles 1 lite**  
*clear glass*

**NEW**



**versailles 1 panel**

**NEW**



**versailles 1 lite**  
*opal laminate glass*

**NEW**



**bergerac white 3 lite**  
*clear glass*

**NEW**



**bergerac white 3 panel**

**NEW**



**bergerac white 3 lite**  
*opal laminate glass*

**NEW**



**bergerac silk grey 3 lite**  
*clear glass*

**NEW**



**bergerac silk grey 3 panel**

**NEW**

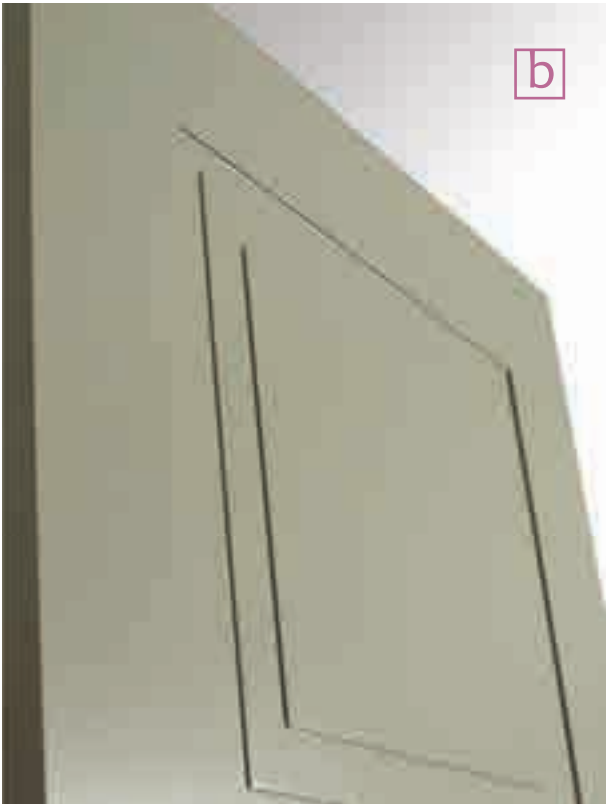


**bergerac silk grey 3 lite**  
*opal laminate glass*

**NEW**



**a - Bergerac silk grey 3 lite** (*clear glass*)  
**b - Bergerac silk grey 3 panel** (*moulding and panel detail*)



**PLEASE NOTE**  
*Renaissance range is coming soon.*

**RENAISSANCE**  
*silk grey*





**MODEL - Bergerac 3 panel**  
silk grey  
Renaissance range

skirting, architrave & handle options



SAM ZERO Profiles  
Shaker



SAM ZERO Profiles  
S22



Java PAO



Napoli SN



Verona PCSN



Genoa PC

For further information  
on skirting, architrave  
and handle options  
please refer to pages 172-  
205.

# RENAISSANCE

## general information

### quick spec

HDF faced premium primed  
44mm thickness  
10mm solid wood lipping  
premium primed in white (RAL 9003) or  
silk grey (RAL 7044)  
glass models - preglazed  
5mm toughened glass (EN 12150)  
internal use only

### door sizes

78 X 24  
78 X 26  
78 X 28  
78 X 30  
80 X 32  
80 X 34

### please note

For double doors a T-lipping must be used.  
  
Rebating a door will invalidate the guarantee  
and should not be done.



**T**his range will help to create a unique, distinctive and highly personal interior in your home.

A complementary range of mouldings is now also available to provide the necessary finishing touch. Please see pages 186-205.

**EUROPEAN range**  
black / white / grey





- a** - Amsterdam black 1 lite (*opal laminate glass*)
- b** - Arnhem black 1 panel 1 lite (*clear bevelled glass detail*)
- c** - Amsterdam black 1 panel (*moulding detail*)
- d** - Amsterdam black 1 panel

**EUROPEAN** range  
black



**amsterdam black**  
**1 lite**  
*clear bevelled glass*



**amsterdam black**  
**1 panel**



**amsterdam black**  
**1 lite**  
*opal laminate glass*



**arnhem black**  
**1p 1 lite**  
*clear bevelled glass*



**arnhem black**  
**2 panel**



**arnhem black**  
**1p 1 lite**  
*opal laminate glass*



a

- a - Arnhem white 2 panel
- b - Arnhem white 2 panel (moulding detail)
- c - Arnhem white 1 panel 1 lite (opal laminate glass)
- d - Amsterdam white 1 panel



b



c



d

**EUROPEAN** range  
white





**amsterdam white**  
**1 lite**  
*clear bevelled glass*



**amsterdam white**  
**1 panel**



**amsterdam white**  
**1 lite**  
*opal laminate glass*



**arnhem white**  
**1p 1 lite**  
*clear bevelled glass*



**arnhem white**  
**2 panel**



**arnhem white**  
**1p 1 lite**  
*opal laminate glass*



**eindhoven  
1 lite**  
*clear glass*



**eindhoven  
1 panel**




**eindhoven  
1 lite**  
*frosted glass*



**a - Eindhoven 1 lite frosted glass** *(glass detail with 3cm clear glass perimeter)*  
**b - Eindhoven 1 panel**





- a** - Salzburg silk grey 2 panel
- b** - Prague silk grey 1 panel (moulding and panel detail)
- c** - Vienna silk grey 3 panel
- d** - Prague silk grey 1 panel



**EUROPEAN** range  
silk grey



**prague silk grey**  
**1 lite**  
*clear bevelled glass*



**prague silk grey**  
**1 panel**



**prague silk grey**  
**1 lite**  
*opal laminate glass*



**salzburg silk grey**  
**1p 1 lite**  
*clear bevelled glass*



**salzburg silk grey**  
**2 panel**



**salzburg silk grey**  
**1p 1 lite**  
*opal laminate glass*






**vienna silk grey  
3 lite**  
*clear bevelled glass*



**vienna silk grey  
3 panel**



**vienna silk grey  
3 lite**  
*opal laminate glass*



**a - Vienna silk grey 3 panel** (with Siena SN handle, Arte  
Toscana range of handles, see pp 172-179)  
**b - Vienna silk grey 3 lite** (clear bevelled glass)



**MODEL - Vienna silk grey 3 lite**  
clear bevelled glass  
European range

skirting, architrave & handle options



SAM ZERO Profiles  
S10



SAM ZERO Profiles  
Shaker



SAM ZERO Profiles  
S22



Napoli SN



Verona PCSN



Rimini SN

For further information  
on skirting, architrave  
and handle options  
please refer to pages 172-  
203.

# EUROPEAN range

## general information

### quick spec

44mm thickness  
particle board core  
10mm solid side lipping  
reducible by 3mm per side  
dowelled construction  
extra wide stile and rails  
glass models - preglazed  
5mm toughened glass  
factory premium primed  
internal use only

### door sizes

- 78 X 24
- 78 X 26
- 78 X 28
- 78 X 30
- 80 X 32
- 80 X 34

### please note

For double doors a T-lipping must be used.  
Rebating a door will invalidate the guarantee and  
should not be done.

Model Eindhoven 1 lite frosted glass (p34) features  
3cm clear glass perimeter.

10 year warranty for all Doras doors fitted with Arte  
Toscana levers (pp 172-179).

**D**aiken is a Japanese internal door and flooring manufacturer with subsidiary companies in China, Malaysia, New Zealand and Indonesia.

**T**he Daiken door uses a tough, scratch resistant, fade resistant, high quality laminate material which comes in a variety of colours including medium and dark grey, oak, walnut, cream, black and others. This material has a simulated woodgrain pattern which has been faithfully represented so as to make it almost indistinguishable from the grain patterns of natural wood.

*Glazed models come in a choice of clear glass or a quality obscure opal laminate glass providing extra privacy if required.*

*A complementary range of mouldings in walnut and grey is also available to provide the necessary finishing touch. Please see pages 192-193.*

new models



## THE BENEFITS OF USING A DAIKEN DOOR

- a. Environmentally friendly
- b. Very easy to clean (damp cloth)
- c. Consistency of colour
- d. No fading
- e. Difficult to scratch
- f. Long lasting
- g. Fully finished and ready for installation
- h. Available in a variety of sizes

All of which makes for a door which looks good for longer, is more durable and is easier to maintain than wood veneered alternatives.

**DAIKEN SHAKER RANGE**

limed oak / grey / walnut



limed oak 4 lite  
*clear glass*

NEW




limed oak 4 panel

NEW



limed oak 4 lite  
*opal laminate glass*

NEW



**a** - Limed oak 4 panel  
**b** - Limed oak 4 lite (*clear glass*)

**DAIKEN SHAKER RANGE**  
limed oak







**grey 1 lite**  
*clear glass*



**grey 1 panel**



**grey 1 lite**  
*opal laminate glass*



**grey 4 lite**  
*clear glass*



**grey 4 panel**



**grey 4 lite**  
*opal laminate glass*




**walnut 1 lite**  
clear glass



**walnut 1 panel**



**walnut 1 lite**  
opal laminate glass



- a - Walnut 1 panel**
- b - Walnut 1 lite** (opal laminate glass)
- c - Walnut 1 lite** (clear glass)





MODEL - Grey 1 panel  
Daiken Shaker range

skirting, architrave & handle options



DAIKEN grey




SAM ZERO Profiles  
Shaker



DAIKEN walnut



Napoli SN



Verona PCSN



Genoa PC

For further information  
on skirting, architrave  
and handle options  
please refer to pages 172-  
205.

# DAIKEN SHAKER RANGE

## general information

### quick spec

durable wood effect laminate facing  
44mm thickness  
painted 10mm solid hardwood edging  
reducible by 3mm per side  
glass models - preglazed  
5mm toughened glass  
internal use only

### door sizes

78 X 24  
78 X 26  
78 X 28  
78 X 30  
80 X 32  
80 X 34

### please note

For double doors a T-lipping must be used.

Rebating a door will invalidate the guarantee and  
should not be done.

10 year warranty for all Doras doors fitted with Arte  
Toscana levers (pp 172-179).



A comprehensive range of traditional and contemporary door designs in white and oak manufactured and factory lacquered to a very high standard.

Contract White range presents 6 contemporary door designs in white MDF. All doors are premium primed in white. Solid white models are now fd30 rated.

Contract Oak includes 11 popular models in American white oak.

*Glass ope models come preglazed with EN 12150 compliant safety glass.*

*A complementary range of mouldings is now also available to provide the necessary finishing touch. Please see pages 186-205.*



**CONTRACT range**  
white / fd30 / oak



- a - Centaur fd30**
- b - Minotaur fd30** (with Florence SN handle p167)
- c - Unicorn clear glass** (glass detail)
- d - Hydra clear glass** (groove detail)


**CONTRACT range**  
white / fd30




**unicorn**  
*clear glass*



**minotaur fd30**



**hydra**  
*clear glass*



**centaur fd30**



**pegasus 1 lite**  
*clear glass*



**pegasus fd30**

**PLEASE NOTE**

*All Contract white models are manufactured by Norma.*



**MODEL - Unicorn**  
primed white / clear glass  
Contract range

skirting, architrave & handle options



SAM ZERO Profiles  
Shaker



SAM ZERO Profiles  
S22



Java PAO



Napoli SN



Verona PCSN



Genoa PC

For further information  
on skirting, architrave  
and handle options  
please refer to pages 172-  
205.

# CONTRACT white

## general information

### quick spec

MDF white facing  
44mm thickness  
30mm solid pine frame construction  
reducible by 3mm per side  
glass models - preglazed  
5mm toughened glass  
factory premium primed  
internal use only

### door sizes

78 X 24  
78 X 26  
78 X 28  
78 X 30  
80 X 32  
80 X 34

### please note


Model *Pegasus 1 lite* features a beautiful 10mm  
Diamond V Cut glass treatment which continues  
the visual cue of the vertical panel grooves  
below.

For double doors a T-lipping must be used.  
Rebating a door will invalidate the guarantee and  
should not be done.





a - Sheeted 4HG shaker (groove detail)  
b - Sheeted 4VG shaker  
c - Contract 4 panel



**CONTRACT** range  
oak



**contract 1 panel**  
*clear glass*



**contract 1 panel**



**contract 1 panel**  
*frosted glass*



**sheeted 4HG shaker**  
*4 horizontal grooves*



**sheeted 4VG shaker**  
*4 vertical grooves*



**contract 2 panel 2 lite**  
*clear glass*



**contract 4 panel**



**MODEL - Sheeted 4HG shaker**  
oak / 4 horizontal grooves  
Contract range

skirting, architrave & handle options



JAVA Chamfered



JAVA PAO



JAVA Bullnose



Napoli SN



Verona PCSN



Genoa PC

For further information  
on skirting, architrave  
and handle options  
please refer to pages 172-  
205.

# CONTRACT oak

## general information

### quick spec

american white oak veneer  
44mm thickness  
particle board core  
10mm solid side lipping  
reducible by 3mm per side  
dowelled construction  
glass models - preglazed  
5mm toughened glass  
factory lacquer -120g per m²  
internal use only

### door sizes

- 78 X 24
- 78 X 26
- 78 X 28
- 78 X 30
- 80 X 32
- 80 X 34

### please note

For information on how to clean frosted  
glass please refer to the maintenance  
section on page 207.

For double doors a T-lipping must be used.

Rebating a door will invalidate the  
guarantee and should not be done.


Java range is an extensive range of contemporary and traditional door designs manufactured to a high standard of quality and finish.

The freshness of brilliant white has become a very popular choice in recent years with people who wish to invigorate and revitalise their homes – Java White now broadens that choice.

Java Oak combines both modern and traditional style door models. The doors are manufactured using superior grade American white oak.

*Glass ope models come preglazed with EN 12150 compliant safety glass.*



*Each oak model is factory finished with high quality clear lacquer and each white model receives three coats - one base coat and two top coats to achieve that premium primed result.*



## JAVA range

white / oak





**JAVA range**

white



**shaker 4 lite**  
*clear glass*



**shaker 4 panel**




**shaker 4 lite**  
*frosted glass*



**borneo**  
*clear glass*



**tobello shaker**  
*available as fd30*



**waru**  
*frosted glass*



**torea**  
clear glass



**nema**



**bora 9 lite**  
clear glass

**JAVA RANGE**  
white



- a - Bora 9 lite** (clear glass)
- b - Torea clear glass** (bead detail)
- c - Tobello shaker**



**MODEL - Torea**  
primed white / clear glass  
Java range

skirting, architrave & handle options



SAM ZERO Profiles  
Shaker



SAM ZERO Profiles  
S22



Java PAO



Napoli SN



Verona PCSN



Genoa PC

For further information  
on skirting, architrave  
and handle options  
please refer to pages 172-  
205.

# JAVA white

## general information

### quick spec

44mm thickness  
particle board core / light weight core  
10mm solid side lipping  
reducible by 3mm per side  
glass models - preglazed  
5mm toughened glass  
factory premium primed  
internal use only

### door sizes

- 78 X 24
- 78 X 26
- 78 X 28
- 78 X 30
- 80 X 32
- 80 X 34

### please note

For information on how to clean frosted glass  
please refer to the maintenance section on page  
207.

Models Torea and Nema have a light weight core.

For double doors a T-lipping must be used.

Rebating a door will invalidate the guarantee  
and should not be done.





- a - Mexicana**
- b - Lotus**
- c - Mexicana 1 lite clear glass with 10mm Diamond V Cut** *(glass detail)*
- d - Mexicana** *(grooves detail)*

**JAVA range**

**oak**



**mexicana 1 lite**  
*clear glass*



**mexicana**



**bali \***  
*frosted glass with 4 clear sections*



**lotus\***

**PLEASE NOTE**  
Models with \* symbol are 44mm thick.



**MODEL - Bali**  
oak / frosted glass with 4 clear sections  
Java range

skirting, architrave & handle options



JAVA Chamfered



JAVA PAO



JAVA Bullnose



Napoli SN



Verona PCSN



Genoa PC

For further information  
on skirting, architrave  
and handle options  
please refer to pages 172-  
205.

# JAVA oak

## general information

### quick spec

american white oak veneer  
40mm thickness  
10mm solid side lipping  
reducible by 3mm per side  
dowelled construction  
glass models - preglazed  
5mm toughened glass  
factory lacquer - 120g per m<sup>2</sup>  
internal use only

### door sizes

- 78 X 24
- 78 X 26
- 78 X 28
- 78 X 30
- 80 X 32
- 80 X 34

### please note

Models *Bali* & *Lotus* have 44mm thickness.

Model *Mexicana 1 lite* features a 5mm clear toughened glass with 10mm Diamond V Cut.

For double doors a T-lipping must be used. Rebating a door will invalidate the guarantee and should not be done.

**T**raditional white pays homage to vintage door design but with the benefits of modern production techniques. These doors feature flat panel design with decorative mould inserts.

**A**n obvious choice for those who wish to capture a sense of antiquity for their home.

*Victoria traditional 2 lite comes unglazed.*

*A complementary range of mouldings is now also available to provide the necessary finishing touch. Please see pages 184-203.*



# VICTORIA traditional

## white





victoria traditional  
2 lite  
unglazed



victoria traditional  
4 panel



**a - Victoria traditional 2 lite** (*bead detail*)  
**b - Victoria traditional** (*cross section detail*)  
**c - Victoria traditional 4 panel**



**MODEL - Victoria traditional 2 lite**  
primed white / unglazed  
Victoria traditional range

skirting, architrave & handle options



Java Victoria  
Traditional



SAM ZERO Profiles  
S10



SAM ZERO Profiles  
S22



Venice PCSN



Florence SN



Siena SN

For further information  
on skirting, architrave  
and handle options  
please refer to pages 172-  
205.

# VICTORIA traditional

## general information

### quick spec

2.5mm HDF door facing  
44mm thickness  
particle board core  
reducible by 3mm per side  
dowelled construction  
ornate hardwood decorative bed bead  
15mm thick HDF panel  
glass model comes unglazed  
factory premium primed  
internal use only

### door sizes

78 X 24  
78 X 26  
78 X 28  
78 X 30  
80 X 32  
80 X 34

### please note

Model Victoria Traditional 2 lite comes **only** in 3  
sizes 80x34, 80x32 & 78x30.

For double doors a T-lipping must be used.

Rebating a door will invalidate the guarantee  
and should not be done.



**P**roma is a leading European manufacturer of internal doors and factory finished doorsets. Although only founded in 1989 Proma's pursuit of quality, innovation and service has allowed it to become one of Spain's best rated door manufacturer (Dun & Bradstreet) while at the same time allowing it to build an important presence in international markets. This has included high profile projects in the British Isles and a presence as far afield as Hong Kong and Japan.


**A**ll Proma doors are superbly engineered using real wood lipping, real wood mouldings and top grade wood veneers over a solid core. The doors are produced individually with perfectly engineered parts and are painstakingly assembled by hand with all the veneers being selected by professionals. Also, every single component is checked for all aspects of quality at each stage of the manufacturing process with each door receiving an exhaustive final inspection and cosmetic buffing over.

**A**valuable and almost unique feature of the Proma production policy is the ability to process small-volume once-off special orders to the precise specification of the client. Off-standard sizes, unusual veneers and even alternate design configurations are possible for the customer who needs a tailor-made solution for their particular project. Given the breath of materials and model designs available a vast array of customising options are opened to the client that insists upon quality, precision and individuality.

**A**s green certification becomes increasingly important the merchant can indicate to buyers that Proma doors are certified as sustainable production by PEFC. Respect for the environment is high priority at Proma and is seen by the programmed use of waste and residues.

Puertas Proma give a 20 year guarantee on all doors against manufacturing defect.

This guarantee will not apply in the event that doors are shown to be incorrectly stored, inadequately prepared, poorly installed, placed in a high humidity environment unsuitable to the structural integrity of the door or subjected to any other treatment known to be detrimental to structure and/or appearance.



# PROMA range

charcoal oak / walnut / oak





# PROMA

charcoal oak / walnut / oak



## PLEASE NOTE

All Proma models shown in the brochure are not standard stock items. Available by special order.

- a - Model 7300 charcoal oak**
- b - Model 214 oak (clear glass)**
- c - Model 3203 walnut (clear glass)**
- d - Model 2060 rlv oak**
- e - Model 214 walnut (clear glass)**



## PROMA range

charcoal oak / walnut / oak





**7314**  
charcoal oak  
*unglazed*



**7300**  
charcoal oak



**214**  
walnut  
*clear glass*



**212**  
walnut



**3203**  
walnut  
*clear glass*



**3212**  
walnut

**PLEASE NOTE**  
*All Proma models shown in the brochure are not standard stock items. Available by special order.*



**2040 rlv 2v**  
**oak**

*clear bevelled glass*



**2040 rlv**  
**oak**



**2060 rlv**  
**oak**



**214 rlv**  
**oak**

*clear glass*



**212 rlv**  
**oak**

**PLEASE NOTE**  
*All Proma models shown in the brochure are not standard stock items. Available by special order.*




**MODEL - 212 rlv**  
oak / raised panel  
Proma range

skirting, architrave & handle options



PROMA Traditional  
oak



PROMA Square  
charcoal oak



SAM ZERO Ogee  
510



SAM ZERO Profiles  
Shaker



JAVA Ogee



PROMA Square  
walnut



Napoli SN



Venice PCSN



Verona PCSN



Florence SN



Genoa PC



Siena SN

For further information on skirting, architrave and handle options please refer to pages 172-205.

# PROMA charcoal oak walnut / oak

## general information

### quick spec for charcoal oak

HD engineered core  
40mm thickness  
0.6mm veneer facing  
20mm solid perimeter lipping  
reducible by 12mm per side  
glass models - unglazed  
bookmatched veneers on rails and stiles  
high quality factory lacquer  
internal use only

### quick spec for walnut

american walnut veneer  
40mm thickness  
20mm solid perimeter lipping  
reducible by 12mm per side  
dowelled construction  
glass models - preglazed  
5mm toughened glass  
high quality factory lacquer  
internal use only

### door sizes

78 X 24  
78 X 26  
78 X 28  
78 X 30  
80 X 32  
80 X 34

### quick spec for oak

HD engineered core  
40mm thickness  
0.6mm veneer facing  
20mm solid perimeter lipping  
reducible by 12mm per side  
glass models - preglazed  
bookmatched veneers on rails and stiles  
high quality factory lacquer  
internal use only

**T**his moulded range of interior doors is available in a choice of smooth or woodgrain finishes, offering both traditional and contemporary designs with complementary glazed and fire door options.

*A complementary range of mouldings is now also available to provide the necessary finishing touch. Please see pages 184-203.*



**ARCTIC** selection

smooth / woodgrain





**a** - Carrara smooth  
**b** - Atherton glazed smooth (*clear glass*)  
**c** - Atherton smooth

**ARCTIC** selection  
smooth



**atherton glazed**  
smooth  
clear glass



**atherton\***  
smooth




**arlington\***  
smooth



**carrara\***  
smooth



**linea glazed**  
smooth




**linea**  
smooth

**PLEASE NOTE**

Models with \* symbol have a fire-rated fd30 (and in some cases fd60) version which can be seen in the regency fire section pp 120-125 and 144-149.



- a** - Classique\* woodgrain
- b** - Woodgrain model (core detail)
- c** - Canterbury\* woodgrain
- d** - Bostonian\* woodgrain



**PLEASE NOTE**

Models with \* symbol have a fire-rated fd30 (and in some cases fd60) version which can be seen in the regency fire section pp 120-125 and 144-149.

**ARCTIC** selection  
woodgrain



**canterbury\***  
woodgrain



**canterbury glazed**  
woodgrain  
clear glass



**bostonian\***  
woodgrain



**classique glazed**  
woodgrain  
clear glass



**classique\***  
woodgrain

**PLEASE NOTE**

Models with \* symbol have a fire-rated fd30 (and in some cases fd60) version which can be seen in the regency fire section pp 120-125 and 144-149.





**MODEL - Linea**  
primed white / smooth  
Arctic selection

skirting, architrave & handle options



Java Victoria  
Traditional



SAM ZERO Profiles  
S10



SAM ZERO Profiles  
S22



Venice PCSN



Florence SN



Siena SN

For further information  
on skirting, architrave  
and handle options  
please refer to pages 172-  
205.

# ARCTIC selection

## general information

### quick spec

dufaylite paper core  
44mm thickness  
3mm fibreboard facing  
factory white primed  
internal use only

### door sizes

- 78 X 24
- 78 X 26
- 78 X 28
- 78 X 30
- 80 X 32
- 80 X 34

### please note

Models with \* symbol have a fire-rated fd30  
(and in some cases fd60) version which can be  
seen in the regency fire section pp 120-125 and  
144-149.

Models *Arlington* & *Bostonian* also available in  
size 78x21.

For double doors a T-lipping must be used.  
Rebating a door will invalidate the guarantee  
and should not be done.

Red deal doors are made from high quality kiln-dried Scandinavian redwood that has been carefully selected to provide good stability in use.

The three red deal models are suitable only for external use.



a - Denby  
b - Burton



denby



burton



erwood

#### quick spec

solid scandinavian redwood  
44mm thickness  
dowelled construction  
unvarnished  
glass models - unglazed  
external use only

#### door sizes

78 X 30  
80 X 32  
82 X 34

## RED DEAL range


external use only

With an ever increasing level of inspection, choosing the correct fire door, frame and intumescent materials requires careful consideration to ensure compliance.

Our extensive experience in this field will guarantee that the appropriate materials and methodology are utilised to help achieve the required compliance.

At Doras we stock a comprehensive range of fire performance products in service to the requirements of our customers - whether technical or aesthetic.

*All stocked products are certified fire resistant to the required standards (EN 1634 or BS 476 part 22) with full accreditation from the relevant testing authorities.*



FIRE DOOR section


residential

commercial





regency fd30 / fd60 (pages 120-125)



blank, plywood, primed fd30 / fd60  
(pages 126-129)



contract fd30 (pages 130-133)



norma metric fd30 / fd60  
(pages 134-137)



java fd30  
(pages 131-133)



veneered fd30 / fd60  
(pages 138-141)

**FIRE DOORS**

- All fire doors are certified to European or British standards (EN 1634 or BS 476) - certificates are available on request.
- At Doras the emphasis is on product quality so it is our policy to use only those fire door manufacturers that use proper manufacturing methods and quality materials to ensure a finished product that is attractive, fit for purpose and compliant to regulations.
- We stock imperial and metric sizes as standard in many of our ranges and out-sized and off standard sizes are also available to order.
- Bespoke fire door design is also a service we can offer for commercial projects.

**IRONMONGERY**

All of our Norma fd30 fire doors have been tested and certified in conjunction with the internationally recognised Arrone brand of ironmongery.

These fire door kits take the guesswork out of the component selection process providing great peace of mind in the knowledge that both door and ironmongery elements are approved for use and together achieve the adherence critical to fire safety standards.

For further information on Arrone fire door ironmongery kits please refer to pp 180-183.

**ADVICE**

At Doras we have been selling fire doors for many years and during that time we have acquired an understanding and technical expertise with the product which enables us to inform, advise and recommend on many of the salient aspects of fire performance.

Our technical department is at your disposal when it comes to any questions or concerns you may have in relation to fire matters ie compliance, approved materials, installation methods etc.



**FIRE DOOR section**  
residential







- a** - Atherton fd30 smooth
- b** - Bostonian fd30 / **fd60** woodgrain
- c** - Carrara fd30 smooth
- d** - Canterbury fd30 woodgrain

**PLEASE NOTE**

To view our range of complementary and fully certified Arrone fire door ironmongery kits please refer to pp 180-183.

All Norma fire doors are tested to European (Tecnalia) and British (Warrington) standards of fire safety - certificates available on request.



## RESIDENTIAL SECTION

REGENCY fd30 / fd60

**REGENCY fd30 / fd60**

smooth / woodgrain



**canterbury fd30**  
woodgrain



**bostonian fd30 / fd60**  
woodgrain



**classique fd30**  
woodgrain



**carrara fd30**  
smooth



**atherton fd30**  
smooth



**arlington fd30 / fd60**  
smooth

**PLEASE NOTE**

To view our range of complementary and fully certified Arrone fire door ironmongery kits please refer to pp 180-183.



**MODEL - Classique fd30**  
primed white / woodgrain  
Regency fd30 / fd60 range

skirting & architrave options



SAM ZERO Profiles  
S10



SAM ZERO Profiles  
Shaker



SAM ZERO Profiles  
S22



Napoli SN



Verona PCSN



Rimini SN

For further information  
on skirting, architrave  
and handle options  
please refer to pages 172-  
205.

# REGENCY fd30 / fd60

## general information

### quick spec fd30 / fd60

routed particle board core  
44mm / 54mm thickness  
3mm fibreboard facing  
pre-primed  
internal use only

### door sizes

- 78 X 24
- 78 X 26
- 78 X 28
- 78 X 30
- 80 X 32
- 80 X 34

### please note


Model Arlington fd30 also available in size  
80x36.

Models Arlington fd60 & Bostonian fd60  
available only in 2 sizes - 78x30 & 80x32.



**fire blank\***  
**fd30 / fd60**

*\*Fire blank not manufactured by Norma.*



**flush white**  
**fd30 / fd60**



**flush**  
**fd30**

All Norma fire doors are tested to European (Tecnalia) and British (Warrington) standards of fire safety - certificates available on request.



**PLEASE NOTE**  
All plywood and blank doors should be painted.



*\*Fire blank not manufactured by Norma.*

- a - Flush plywood fd30** (painted green)
- b - Fire blank\* fd30 / fd60** (painted orange)

**BLANK, PLYWOOD & PRIMED**  
**fd30 / fd60**





**MODEL - Flush white fd30 / fd60**  
primed white  
Blank, plywood & primed fire door range

skirting & architrave options



JAVA Chamfered



JAVA PAO



JAVA Splay



JAVA PAO

For further information on skirting, architrave and handle options please refer to pages 172-205.

door sizes

fire blank fd30

- 80 x 32
- 84 x 36
- 96 x 48

fire blank fd60

- 84 x 36

flush / primed fd30

- 78 x 24
- 78 x 26
- 78 x 28
- 78 x 30
- 80 x 32
- 80 x 34

primed fd60

- 78 x 30
- 80 x 32
- 80 x 34

BLANK, PLYWOOD & PRIMED

general information

quick spec for fire blank fd30 / fd60

paint grade ply veneer  
45mm / 54mm thickness  
fd30 / fd60 laminated wooden core  
unfinished  
unrestricted reducibility - lipping removal and reinstatement possible  
can be cut to size (do not trim from the top)  
must be well sealed after adjusting  
only fd30 can be used externally

quick spec for plywood fd30 / fd60


paint grade ply veneer  
45mm / 54mm thickness  
fd30 / fd60 fire resistant chipboard core  
glass models - preglazed in 6mm georgian  
wire glass  
unfinished  
internal use only

quick spec for primed fd30 / fd60

solid chipboard core  
45mm thickness  
3mm MDF facing  
primed white / unfinished  
Smart Edge detail (white)  
internal use only



**minotaur fd30**  
CONTRACT RANGE



**centaur fd30**  
CONTRACT RANGE



**pegasus fd30**  
CONTRACT RANGE



**1p primed shaker fd30**  
JAVA RANGE



**pant 6 fd30**  
JAVA RANGE



**a - Pant 6 fd30** (Java range)  
**b - Centaur fd30** (Contract range)

**CONTRACT / JAVA fd30**

**PLEASE NOTE**

All Norma fire doors are tested to European (Tecnalia) and British (Warrington) standards of fire safety - certificates available on request.  
To view our range of complementary and fully certified Arrone fire door ironmongery kits please refer to pp 180-183.



skirting & architrave options



SAM ZERO Profiles  
Shaker



SAM ZERO Profiles  
S22



Java PAO



Java SPLAY

For further information on  
skirting, architrave and  
handle options please refer  
to pages 172-205.

# CONTRACT / JAVA fd30

## general information

### quick spec for contract fd30

MDF white facing  
45mm thickness  
30mm solid pine frame construction  
reducible by 3mm per side  
factory primed in white  
internal use only

### quick spec for java fd30

MDF white facing  
45mm thickness  
30mm solid pine frame construction  
reducible by 3mm per side  
factory primed in white  
internal use only

### door sizes

- 78 X 24
- 78 X 26
- 78 X 28
- 78 X 30
- 80 X 32
- 80 X 34



**flush white fd30 / fd60**



**flush oak fd30 / fd60**

All Norma fire doors are tested to European (Tecnalia) and British (Warrington) standards of fire safety - certificates available on request.

## RESIDENTIAL SECTION

NORMA METRIC fd30 / **fd60** white & oak



**a**



**b**

**a - Flush white fd30 / fd60**

**b - Flush oak fd30 / fd60** (with Florence SN handle, Arte Toscana range of handles, see pp 172-179)

### PLEASE NOTE

To view our range of complementary and fully certified Arrone fire door ironmongery kits please refer to pp 180-183.

## NORMA metric fd30 / fd60

**white / oak**





**MODEL - Flush fd30 / fd60**  
primed white  
Norma metric fire door range

skirting & architrave options



JAVA Chamfered



JAVA PAO



SAM ZERO Profiles  
Shaker



SAM ZERO Profiles  
S22

For further information on  
skirting, architrave and  
handle options please refer  
to pages 172-205.

# NORMA metric fd30 / fd60

## general information

### quick spec fd30 / fd60

solid chipboard core  
45mm / 54mm thickness  
3mm MDF facing / oak veneer  
primed white / clear lacquer  
Smart Edge detail (white)  
internal use only

### metric door sizes

flush white fd30	flush oak fd30
2040 x 526	2040 x 426
2040 x 626	2040 x 526
2040 x 726	2040 x 626
2040 x 826	2040 x 726
2040 x 926	2040 x 826
2040 x 1026	2040 x 926
	2040 x 1026
flush white fd60	flush oak fd60
2040 x 826	2040 x 426
2040 x 926	2040 x 726
2040 x 1026	2040 x 826
	2040 x 926
	2040 x 1026

### please note

Doras Distributors is the exclusive agent for  
Norma products in the Republic of Ireland.  
For more information please see  
[www.norma-doors.com](http://www.norma-doors.com).



flush oak  
fd30 / **fd60**



flush ash  
fd30 / **fd60**

All Norma fire doors are tested to European (Tecnalia) and British (Warrington) standards of fire safety - certificates available on request.

**RESIDENTIAL SECTION**

veneered fd30 / **fd60** oak & ash



**a** - Flush oak fd30 / **fd60**

**b** - Flush ash fd30 / **fd60**

**PLEASE NOTE**

To view our range of complementary and fully certified Arrone fire door ironmongery kits please refer to pp 180-183.

**veneered fd30 / fd60**

oak / ash



**MODEL - Flush oak fd30 / fd60**  
veneered  
Veneered fire door range

skirting & architrave options



JAVA Chamfered



JAVA PAO



SAM ZERO Profiles  
Shaker



SAM ZERO Profiles  
S22

For further information on  
skirting, architrave and  
handle options please refer  
to pages 172-205.

# VENEERED fd30 / fd60

## general information

### quick spec for veneered oak fd30 / fd60

0.6mm oak veneer  
45mm / 54mm thickness  
fd30 / fd60 fire resistant chipboard core  
6mm / 10mm hardwood side lipping  
glass models - preglazed in fire-rated clear glass  
high quality factory lacquer  
internal use only

### quick spec for veneered ash fd30 / fd60

0.6mm ash veneer  
45mm / 54mm thickness  
fd30 / fd60 fire resistant chipboard core  
6mm / 10mm hardwood side lipping  
glass models - preglazed in fire-rated clear glass  
high quality factory lacquer  
internal use only

## door sizes


flush oak / ash fd30	flush oak / ash fd60
78 x 24	78 x 30
78 x 26	80 x 32
78 x 28	80 x 34
78 x 30	
80 x 32	
80 x 34	



**regency fd30 / fd60** (pages 144-149)



**contract fd30** (pages 150-153)




**norma metric fd30 / fd60**  
(pages 154-159)



**blank, plywood, primed fd30 / fd60**  
(pages 160-165)



**veneered fd30 / fd60** (pages 166-171)




**java fd30** (pages 151-153)

## COMMERCIAL SECTION OVERVIEW



intumescent strip and  
soft closer



19mm RTD lever on  
sprung rose and disabled  
turn and release



Georgian wire fire glass



overhead door closer



ball bearing SS grade  
13 hinge x3

## FIRE DOOR section

commercial





- a** - Moulded fd30 (core detail)
- b** - Moulded fd60 (core detail)
- c** - Carrara fd30 smooth
- d** - Atherton fd30 smooth
- e** - Bostonian fd30 / fd60 woodgrain

**PLEASE NOTE**

To view our range of complementary and fully certified Arrone fire door ironmongery kits please refer to pp 180-183.

# COMMERCIAL SECTION

REGENCY fd30 / fd60

## REGENCY fd30 / fd60

smooth / woodgrain

All Norma fire doors are tested to European (Tecnalia) and British (Warrington) standards of fire safety - certificates available on request.

All Regency fd30 / fd60 smooth & woodgrain models can be found on pp 146-147.



**canterbury fd30**  
woodgrain



**bostonian fd30 / fd60**  
woodgrain



**classique fd30**  
woodgrain



**carrara fd30**  
smooth



**atherton fd30**  
smooth



**arlington fd30 / fd60**  
smooth

**PLEASE NOTE**

To view our range of complementary and fully certified Arrone fire door ironmongery kits please refer to pp 180-183.



**MODELS - Arlington fd30 / fd60**  
primed white / smooth  
Regency fd30 / fd60 range

skirting & architrave options



SAM ZERO Profiles  
S10



SAM ZERO Profiles  
Shaker



SAM ZERO Profiles  
S22



Napoli SN



Verona PCSN



Rimini SN

For further information  
on skirting, architrave  
and handle options  
please refer to pages 172-  
205.

# REGENCY fd30 / fd60

## general information

### quick spec fd30 / fd60

routed particle board core  
44mm / 54mm thickness  
3mm fibreboard facing  
pre-primed  
internal use only

### door sizes

- 78 X 24
- 78 X 26
- 78 X 28
- 78 X 30
- 80 X 32
- 80 X 34


### please note

Model Arlington fd30 also available in size  
80x36.

Models Arlington fd60 & Bostonian fd60  
available only in 2 sizes - 78x30 & 80x32.



**minotaur fd30**  
CONTRACT RANGE



**centaur fd30**  
CONTRACT RANGE



**pegasus fd30**  
CONTRACT RANGE




**1p primed shaker fd30**  
JAVA RANGE



**pant 6 fd30**  
JAVA RANGE

**NEW**



**a**



**b**

**a - 1p primed shaker fd30** (Java range)  
**b - Pegasus fd30** (Contract range)

**CONTRACT / JAVA fd30**

**PLEASE NOTE**

All Norma fire doors are tested to European (Tecnalia) and British (Warrington) standards of fire safety - certificates available on request.  
To view our range of complementary and fully certified Arrone fire door ironmongery kits please refer to pp 180-183.





**MODEL - Pant 6 fd30**  
primed white  
Java fire door range

skirting & architrave options



SAM ZERO Profiles  
Shaker



SAM ZERO Profiles  
S22



Java PAO



Java SPLAY

For further information on  
skirting, architrave and  
handle options please refer  
to pages 172-205.

# CONTRACT / JAVA fd30

## general information

### quick spec for contract fd30

MDF white facing  
45mm thickness  
30mm solid pine frame construction  
reducible by 3mm per side  
factory primed in white  
internal use only

### quick spec for java fd30

MDF white facing  
45mm thickness  
30mm solid pine frame construction  
reducible by 3mm per side  
factory primed in white  
internal use only

### door sizes

- 78 X 24
- 78 X 26
- 78 X 28
- 78 X 30
- 80 X 32
- 80 X 34



All Norma fire doors are tested to European (Tecnalia) and British (Warrington) standards of fire safety - certificates available on request.

**COMMERCIAL SECTION**  
NORMA METRIC fd30 / **fd60** white & oak



- a** - Flush walnut fd30 / **fd60** (Available by special order)
- b** - Smart edge detail
- c** - GC o6 oak fd30 / **fd60**
- d** - Flush white fd30 / **fd60**

**PLEASE NOTE**  
To view our range of complementary and fully certified Arrone fire door ironmongery kits please refer to pp 180-183.

**NORMA metric fd30 / fd60**  
white / oak


**metric door sizes**

**flush white fd30**

2040 x 526  
2040 x 626  
2040 x 726  
2040 x 826  
2040 x 926  
2040 x 1026

**flush white **fd60****

2040 x 826  
2040 x 926  
2040 x 1026



flush white fd30



flush white **fd60**



flush oak fd30 / **fd60**



gc 06 oak fd30 / **fd60**

**metric door sizes**

**flush oak fd30**

2040 x 426  
2040 x 526  
2040 x 626  
2040 x 726  
2040 x 826  
2040 x 926  
2040 x 1026

**flush oak **fd60****

2040 x 426  
2040 x 726  
2040 x 826  
2040 x 926  
2040 x 1026

**gc06 oak fd30**

2040 x 826  
2040 x 926  
2040 x 1026

**gc06 oak **fd60****

2040 x 826  
2040 x 926  
2040 x 1026

**PLEASE NOTE**

To view our range of complementary and fully certified Arrone fire door ironmongery kits please refer to pp 180-183.



**MODEL - Flush fd30 / fd60**  
primed white  
Norma metric fire door range

Test evidence provided by Tecnalia (Europe) and Warrington (GB).

skirting & architrave options



JAVA Chamfered



JAVA PAO



SAM ZERO Profiles  
Shaker



SAM ZERO Profiles  
S22

For further information on  
skirting, architrave and  
handle options please refer  
to pages 172-205.

# NORMA metric fd30 / fd60

## general information

### quick spec fd30 / fd60

solid chipboard core  
45mm / 54mm thickness  
3mm MDF facing / oak veneer  
primed white / clear lacquer  
Smart Edge detail (white)  
internal use only

### metric door sizes

- 2040 x 426
- 2040 x 526
- 2040 x 626
- 2040 x 726
- 2040 x 826
- 2040 x 926
- 2040 x 1026

### please note

Doras Distributors is the exclusive agent for  
Norma products in the Republic of Ireland.

For more information please see  
[www.norma-doors.com](http://www.norma-doors.com).





All Norma fire doors are tested to European (Tecnalia) and British (Warrington) standards of fire safety - certificates available on request.

\*Fire blank not manufactured by Norma.

## COMMERCIAL SECTION

BLANK, PLYWOOD & PRIMED *fd30* / *fd60*



- a** - Flush plywood *fd30* (painted grey)
- b** - GW 06 *fd30* / *fd60* (primed white)
- c** - GW 01 *fd30* / *fd60* (primed white)

**BLANK, PLYWOOD & PRIMED**

*fd30* / *fd60*

All blank, plywood & primed *fd30* / *fd60* models can be found on pp 162-163.



**fire blank\***  
**fd30 / fd60**



**flush**  
**fd30**



**flush white**  
**fd30 / fd60**



**gw 01**  
**fd30 / fd60**

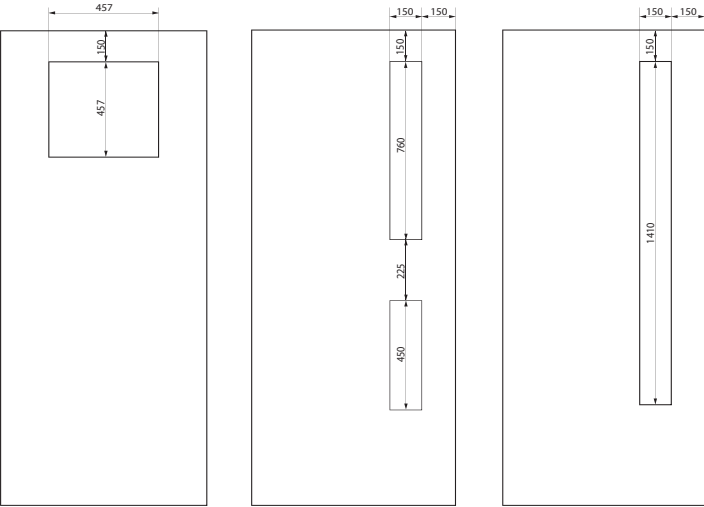


**gw 05**  
**fd30 / fd60**



**gw 06**  
**fd30 / fd60**

**glass ope  
dimensions**



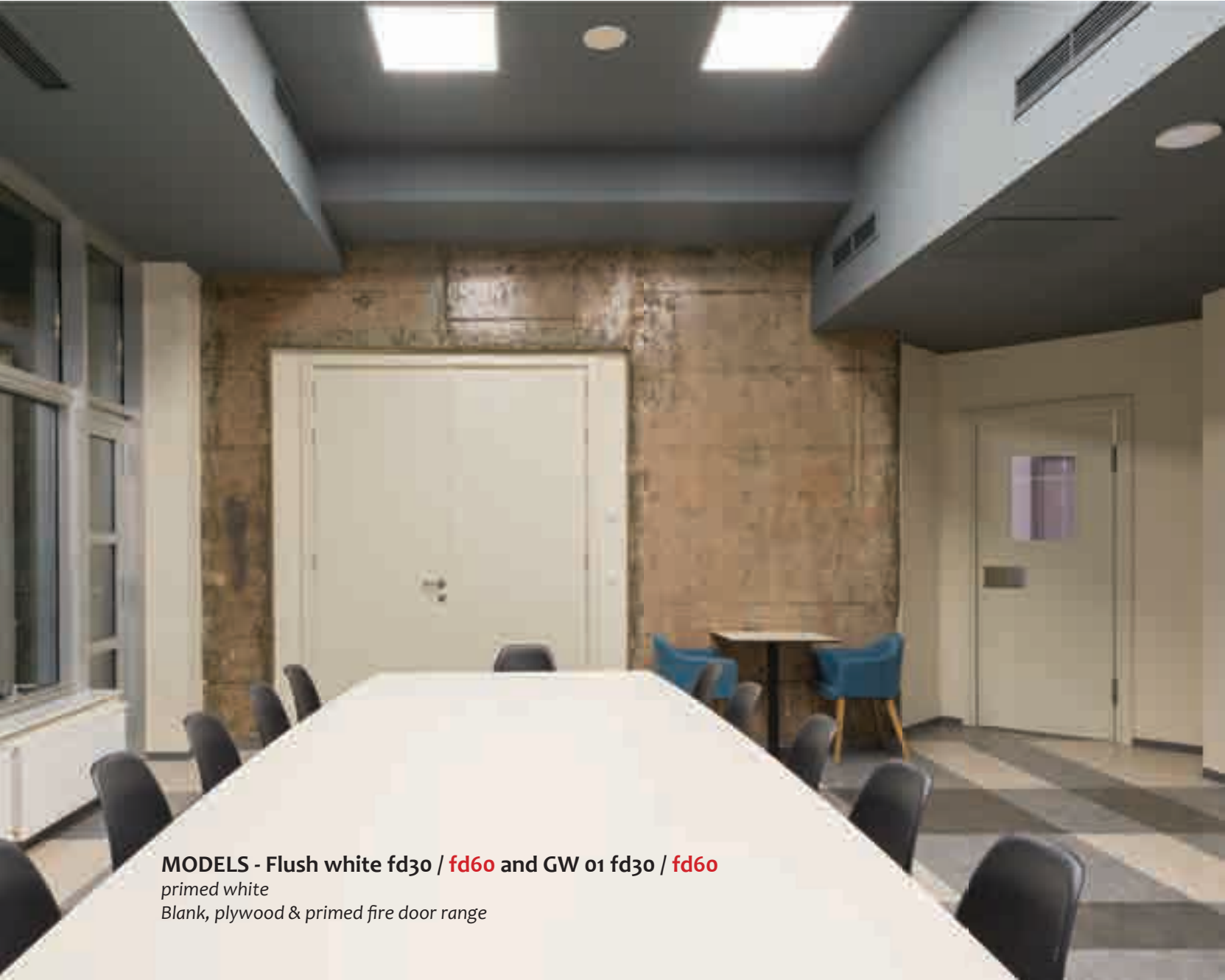
Glass ope supplied with Georgian wire fire glass installed.



*\*Fire blank not manufactured by Norma.*

*All Norma firedoors are tested to European (Tecnalia) and British (Warrington) standards of fire safety - certificates available on request.*

**PLEASE NOTE**  
*To view our range of complementary and fully certified Arrone fire door ironmongery kits please refer to pp 180-183.*



**MODELS - Flush white fd30 / fd60 and GW 01 fd30 / fd60**  
primed white  
Blank, plywood & primed fire door range

skirting & architrave options



JAVA Chamfered



JAVA PAO



JAVA Splay



JAVA PAO

For further information on skirting, architrave and handle options please refer to pages 172-205.

door sizes

fire blank fd30

80 x 32  
84 x 36  
96 x 48

fire blank fd60

84 x 36

flush / primed fd30

78 x 24  
78 x 26  
78 x 28  
78 x 30  
80 x 32  
80 x 34

primed fd60

78 x 30  
80 x 32  
80 x 34

gw 01 fd30 / fd60

78 x 30  
80 x 32  
80 x 34

gw 05 fd30 / fd60

78 x 30  
80 x 32  
80 x 34

gw 06 fd30 / fd60

78 x 30  
80 x 32  
80 x 34

BLANK, PLYWOOD & PRIMED

general information

quick spec for fire blank fd30 / fd60

paint grade ply veneer  
45mm / 54mm thickness  
fd30 / fd60 laminated wooden core  
unfinished  
unrestricted reducibility - lipping removal and reinstatement possible  
can be cut to size (do not trim from the top)  
must be well sealed after adjusting  
must be painted  
only fd30 can be used externally

quick spec for plywood fd30 / fd60

paint grade ply veneer  
45mm / 54mm thickness  
fd30 / fd60 fire resistant chipboard core  
glass models - pregazed in 6mm georgian  
wire glass  
unfinished  
must be painted  
internal use only

quick spec for primed fd30 / fd60

solid chipboard core  
45mm thickness  
3mm MDF facing  
primed white  
Smart Edge detail (white)  
internal use only





- a** - Flush oak fd30 / **fd60** & GC o6 oak fd30 / **fd60**
- b** - Flush oak fd30 / **fd60**
- c** - GC o6 ash fd30 / **fd60**
- d** - GC o5 oak fd30
- e** - Flush ash fd30 / **fd60**

#### PLEASE NOTE

To view our range of complementary and fully certified Arrone fire door ironmongery kits please refer to pp 180-183.

## VENEERED fd30 / fd60

oak / ash

All Norma firedoors are tested to European (Tecnalia) and British (Warrington) standards of fire safety - certificates available on request.

All veneered oak & ash fd30 / fd60 models can be found on pp 168-169.





flush oak  
fd30 / **fd60**



gc 05 oak  
fd30



gc 06 oak  
fd30 / **fd60**

All Norma fire doors are tested to European (Tecnalia) and British (Warrington) standards of fire safety - certificates available on request.

## COMMERCIAL SECTION

VENEERED fd30 / **fd60** oak & ash



flush ash  
fd30 / **fd60**



gc 05 ash  
fd30



gc 06 ash  
fd30 / **fd60**

### PLEASE NOTE

Glass ops supplied with clear fire glass installed. See page 163 for glass ope dimensions.

To view our range of complementary and fully certified Arrone fire door ironmongery kits please refer to pp 180-183.



**MODEL - Flush ash fd30 / fd60**  
veneered  
Veneered fire door range

skirting & architrave options



JAVA Chamfered



JAVA PAO



SAM ZERO Profiles  
Shaker



SAM ZERO Profiles  
S22

For further information on  
skirting, architrave and  
handle options please refer  
to pages 172-205.

**door sizes**

**flush oak / ash fd30**

78 x 24  
78 x 26  
78 x 28  
78 x 30  
80 x 32  
80 x 34

**flush oak / ash fd60**

78 x 30  
80 x 32  
80 x 34

**gc 05 oak / ash fd30**

78 x 30  
80 x 32  
80 x 34

**gc 06 oak / ash fd30**

78 x 30  
80 x 32  
80 x 34

**gc 06 oak / ash fd60**

78 x 30  
80 x 32  
80 x 34

# VENEERED fd30 / fd60

## general information

### quick spec for veneered oak fd30 / fd60

0.6mm oak veneer  
45mm / 54mm thickness  
fd30 / fd60 fire resistant chipboard core  
6mm / 10mm hardwood side lipping  
glass models - preglazed in fire-rated clear glass  
high quality factory lacquer  
internal use only

### quick spec for veneered ash fd30 / fd60

0.6mm ash veneer  
45mm / 54mm thickness  
fd30 / fd60 fire resistant chipboard core  
6mm / 10mm hardwood side lipping  
glass models - preglazed in fire-rated clear glass  
high quality factory lacquer  
internal use only

### please note

Doras Distributors is the exclusive agent for  
Norma products in the Republic of Ireland.

For more information please see  
[www.norma-doors.com](http://www.norma-doors.com).

Often it can be the finishing touches and the little extras which can be the icing on the cake for your home. Stylish Italian design handles - Arte Toscana - bring elegance and durability in a contemporary style to complement any home (pages 174-179).

Arrone fire door kits take the guesswork out of the component selection process providing great peace of mind in the knowledge that both door and ironmongery elements are approved for use and together achieve the adherence critical to fire safety standards. For further information on Arrone fire door ironmongery kits please refer to pages 180-183.

Introducing the Rutland FD30 concealed door closer. This product\* has been tested and certified for use with all Norma fd30 firedoors. An essential element to achieve compliance where Norma firedoors are specified in conjunction with a concealed closer mechanism. Please refer to pages 184-185.

\*Not a Doras Distributors standard stock item.



IRONMONGERY	
arte toscana	
arrone	
rutland	



**ARTE TOSCANA**  
ironmongery







A beautiful addition to any door - this range of stunning Italian designed lever handles comes with a 15-year mechanical guarantee.

*A demanding level of laboratory testing has been carried out to ensure these handles will provide years of trouble free use.*




Verona PCSN

NEW



Rimini SN

NEW



Napoli SN

NEW




Genoa PC

NEW




- 15 year mechanical guarantee on handles, hinges and locks
- 48-hour salt mist test
- Cyclically tested to 200.000 operations



Venice PCSN



Florence SN



Siena SN



Pompeii SN



bathroom box set

handle pair (& escutcheons)



pair of escutcheons



pair of handles



set of thumbturns



pair of handles



3 no grade 11 ball bearing  
fire hinge fd60



bathroom lock



SN doorstop

**HANDLE PAIRS & BOX SETS**

standard box set



pair of escutcheons



pair of handles



3 no grade 11 ball bearing  
fire hinge fd60



mortice lock



SN doorstop

**ALL HANDLES SHOWN ARE AVAILABLE IN 3 BOX TYPES**

1. Handles only with escutcheons.
2. Standard box set including handles, escutcheons, hinges, lock and door stop.
3. Bathroom box set including handles, thumbturns, hinges, lock and door stop.

**PROMOTION**



8-handle display stand



flyer




8-handle display board



packaging



dump bin



4-handle display board





## ARRONE FIRE DOOR KITS

Doras Distributors in conjunction with Spanish fire door manufacturing partner Norma Doors Technologies have jointly undertaken an exhaustive programme of fire testing which combines the respected Arrone ironmongery brand (member of the international Hoppe Group) with Norma's range of FD30 fire door models.

**The result is a range of fully certified ironmongery kits specifically suited for use with the Norma FD30 fire door.**

These ironmongery kits have been tested to both European (Ensatec) and UK (Certifire) fire safety standards. Certificates available on request.



**Kit A** – FD30 Corridor Door Locking



**Kit B** - FD30 Bathroom Door Locking



**Kit C** – FD30 Corridor Door Non-Locking



**Kit D** – FD30 Deadlocking Door




**Kit E** – FD30 Office Door Locking



Each kit is conveniently packaged in a robust box with line drawings on the top clearly indicating kit type and contents. In addition to this each box includes a contents listing on the bottom.





- a** - Mortice sash lock
- b** - Pair of 19mm RTD lever on sprung rose
- c** - Straight pull handle 300mm
- d** - Overhead door closer
- e** - Euro profile cylinder and turn 70mm
- f** - Ball bearing SS grade 13 hinge x3
- g** - Cylinder pull
- h** - Fire door keep shut sign
- i** - Disabled bathroom turn and release
- j** - Single cylinder 40mm
- k** - Escutcheons
- l** - Intumescent pack x2

*\*Some boxes contain additional items / specification not shown in the photos.*

Increasingly stringent regulations governing the safety standards in fire doors demand that the correct and approved materials, components and methods are employed in the installation of a fire door assembly. It is incumbent upon suppliers and installers to ensure that any fire door installation to which they are a party is fit for purpose and compliant to these fire safety regulations.

Bearing this in mind it is easy to appreciate the benefits of a product which has been tested and certified for purpose and which thereby allows the parties involved to be confident that the relevant safety criteria have been fully adhered to.



**ARRONE**  
ironmongery



# FD30 CONCEALED DOOR CLOSER

## general information



Introducing the Rutland FD30 concealed door closer. This product\* has been tested and certified for use with all Norma fd30 firedoors. An essential element to achieve compliance where Norma firedoors are specified in conjunction with a concealed closer mechanism.

### PRODUCT OVERVIEW

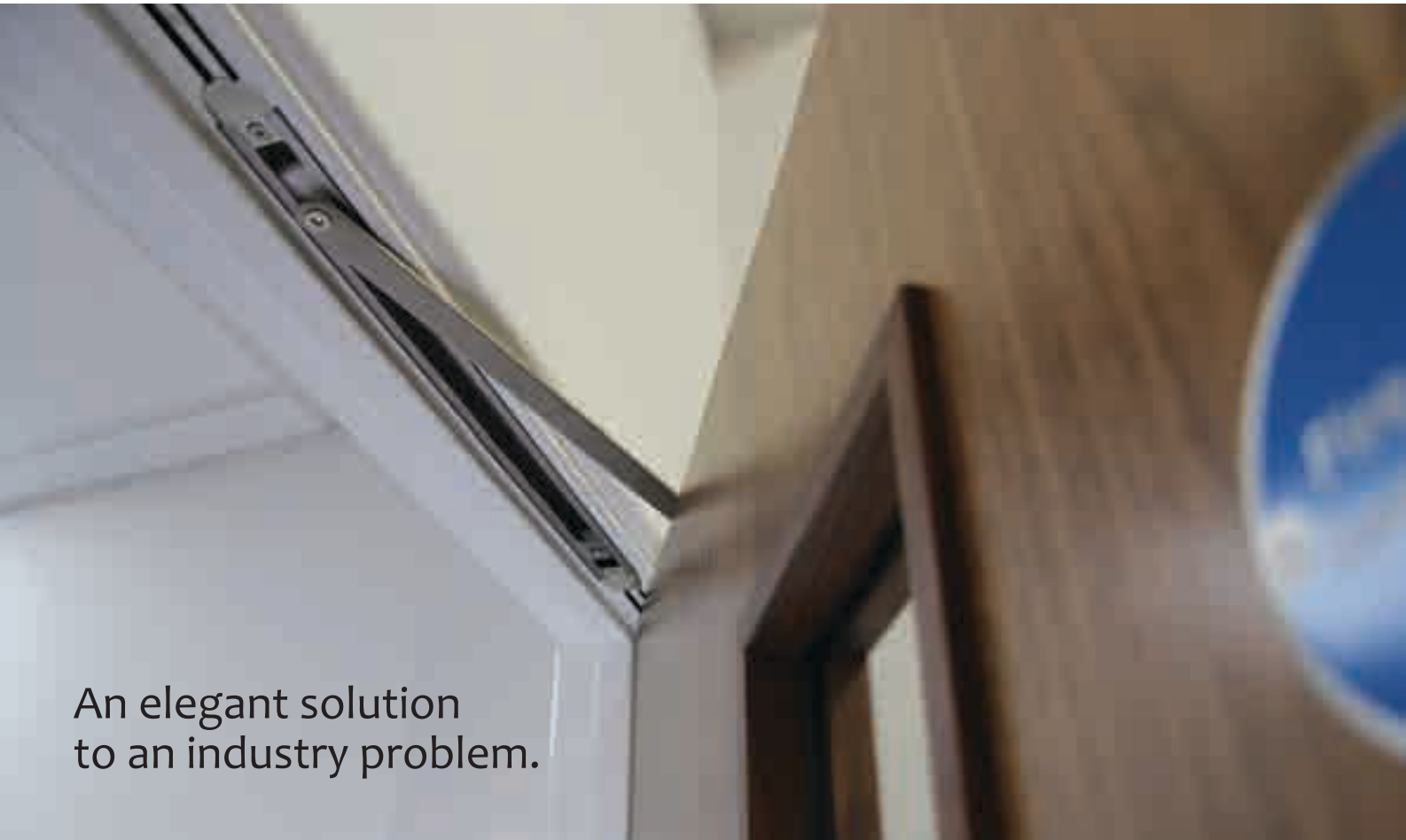

- Slimmest profile Cam Action Closer at 32mm on the Market – including intumescent.
- Ease of use in Domestic housing for Small Children and Older people and still allowing fire compliance for self closing from any angle.
- Complete control over closing from any angle.
- Suitable for 44mm Doors.
- Suitable for doors up to 1100mm wide and 80kgs in weight.
- EN1634 Test for fd30 fire rating in all Norma Fire doors.
- EN1154 Mechanical Testing for sustainability also completed in Norma Doors.
- Easy to read instructions, saving over 12 minutes of fitting time.

### CONCEALED SLIDE ARM MECHANISM

ITS. 11204



### FD30 DOOR STYLES



An elegant solution to an industry problem.



RUTLAND

fd30 concealed door closer



\*Not a Doras Distributors standard stock item.

Please contact our sales department for further details.

Very often it can be the accessories to a project that get overlooked and in the case of internal doors this can certainly be true. Sourcing the right skirting and architrave to achieve the perfect match is an essential part of ‘getting it right’.

On these pages you will find an impressive selection of quality mouldings which will provide that all important finishing touch.



## MOULDINGS section

- sam zero / sam wrap
- daiken studio
- java white / oak
- norma white / ash / oak fd6o
- mahogany fd6o
- red deal
- proma walnut / oak / charcoal oak

# SAM ZERO / SAM WRAP

## general information

### what is SAM ZERO?

SAM ZERO mouldings is a range of pre-primed moisture resistant MDF white mouldings which come complete with two coats of water based acrylic gloss. The result - no further painting is required. This means quick and easy installation on site with a consistent product finish every time. The benefit - time and labour saving.

### what is SAM WRAP?

SAM WRAP mouldings is a range of MDF profiles covered in real oak veneer and finished in a factory applied high quality varnish. Ready for on-site installation.

### fitting of SAM ZERO / SAM WRAP architraves - guidelines

SAM guidance notes, assume all walls are constructed plumb and align with the door frame. CAREFUL handling during the cutting & fitting process will prevent the surface of the product from damage.

Good working practice to fitting SAM zero: a) Un-decorated door frame (Clean the door frame to remove plaster. Lightly sand the margin edge of the door frame in preparation for decoration); b) Saw Blade (It is highly recommended to use a high toothed, triple chip saw blade when cutting all SAM zero MDF products); c) Health & Safety (All relevant H&S regulations, procedures and equipment must be used when cutting and fitting SAM zero MDF. Please refer to the Health & Safety web site [www.hse.gov.uk](http://www.hse.gov.uk)).

1. Using a measuring tape and pencil, mark the margin dimension as two cross guidelines on the intersection of the head and stile of the door frame. Continue the margin guide marks down each side of the door frame. A typical margin is around 5mm (Pic 1).
2. Place a length of architrave along the face of the door frame and using your pencil, mark the architrave were the two margin marks meet. This mark will indicate where the architrave will be mitred at 45 degrees. Ensure the mitre saw cut is made within the waste side of the mark (Pic 2).
3. Vertically align the architraves to the margin marks on the stile of the door frame. Architraves can either be nailed using 16 gauge nails or Tech 7 MS Polymer based adhesive. Nail holes can be filled using Tech 7 adhesive. Excess adhesive can be easily removed using builder's wipes. If desired, once the filler is dry, a small dab of our touch-up paint may be used to seal the filler (Pic 3).



Pic 1



Pic 2

4. Measuring the distance between the two cross guidelines on the head of the door frame. Cut the head of the architrave to the required length. Before securing the head of the architrave, it is advisable to apply a 5mm bead of white Tech 7 adhesive to the both mitre joints. Leave the adhesive for approx. 5 mins and use builder's wipes to remove the excess adhesive. As required, continue to mould the adhesive into the joint to ensure the surface of the joint is filled and remove any smudged residue from the head and stiles using builder's wipes.



Pic 3

### fitting of SAM ZERO / SAM WRAP skirtings - guidelines

SAM guidance notes assume all wall surfaces are new, straight, dry and plumb. CAREFUL handling during the cutting & fitting process will prevent the surface of the product from damage.

Good working practice to fitting SAM zero: a) Floor/Wall (Ensure all wall and floor surfaces are clean); b) Saw Blade (It is highly recommended to use a high toothed, triple chip saw blade when cutting all SAM zero MDF products); c) Health & Safety (All relevant H&S regulations, procedures and equipment must be used when cutting and fitting SAM zero MDF. Please refer to the Health & Safety web site [www.hse.gov.uk](http://www.hse.gov.uk)).

### GENERAL FITTING

**Square cut joints**

1. Once the architraves have been securely fitted to the door frame, a measurement can be taken from the edge of the architrave along the length of the nearest wall. Using a tape, transfer the measurement onto a length of skirting board and mark the cut position using a pencil. Square the pencil mark and cut using a fine toothed saw blade. Offer the skirting board to the wall to check it has been cut correctly (Pic 1).



Pic 1

**Internal & External mitred joints**

2. The same process is repeated for forming internal and external mitred joints. Internal joints may be mitred and then scribed to form a neat profiled finish. Joints can be sealed by applying white Tech 7 adhesive into the joint; excessive adhesive can be moulded into the joint and wiped clean using builders wipes (Pic 2 & 3).



Pic 2

3. Place the skirting board, onto a protective layer of cardboard and apply a continuous 5mm squiggled line of Tech 7 adhesive along the entire length of skirting board. Firmly place the skirting board into position and secure using appropriately centred 16 gauge nails. Before nailing, ensure that there are no live services within the wall. Digital detectors can be purchased from most Builders Merchants or DIY stores. Remove any excess Tech 7 adhesive by using a builder's wipes. Gaps between the wall and the skirting board can be filled using the same adhesive.



Pic 3


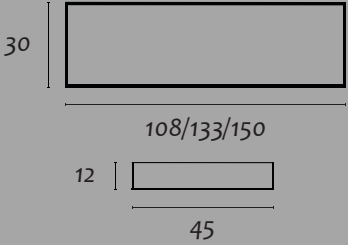

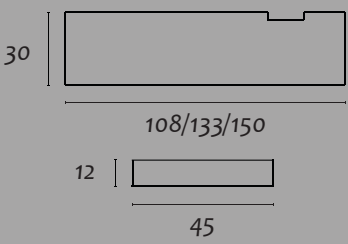

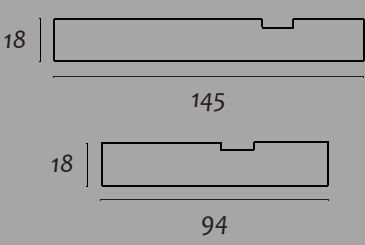
4. Nail holes can be filled using Tech 7 adhesive. Excess adhesive can be easily removed using builder's wipes. If desired, once the filler is dry, a small dab of our touch-up paint may be used to seal the filler.

### maintenance

To remove minor surface scuffs, use a household CIF cleaner on a damp cloth or builder's wipe.

Over-painting can be achieved by using a 400 grade sand paper to abrade the surface. A water based Satinwood paint RAL 9003 can then be brush applied.


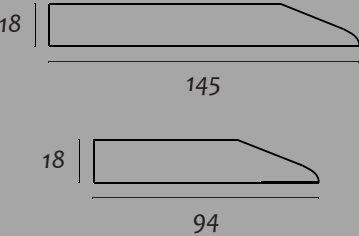

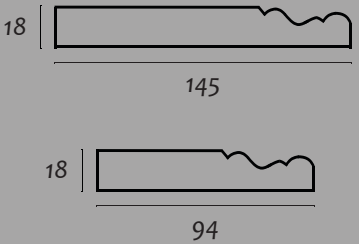

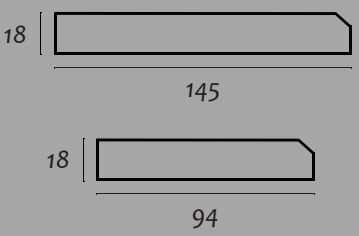


DESCRIPTION	PROFILE	TECHNICAL DRAWING	NOTES
DOORFRAME 108/133/150x30 & DOORSTOP 45x12			doorframe sets for single doors
FIRE FRAME fd30 108/133/150x30 & DOORSTOP 45x12			fd30 doorframe includes 15x4mm groove for intumescent strip
SHAKER skirting 145x18 & architrave 94x18			architrave pack sizes 5x2.2m lengths, skirting pack sizes 5x3.6m lengths

SAM ZERO mouldings is a range of moisture resistant MDF white mouldings which come complete with a high quality white gloss finish.




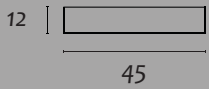


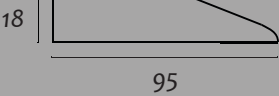



BENEFITS	<ul style="list-style-type: none"><li>Remarkable stability</li><li>Excellent moisture resistance</li><li>No defects or knots</li><li>No warping</li><li>Supplied fully finished</li><li>Low maintenance</li></ul>	<ul style="list-style-type: none"><li>Easily machined</li><li>Suitable in humid environments</li><li>FSC Certified</li><li>Smooth surface</li><li>Consistent fibre quality throughout</li></ul>	<ul style="list-style-type: none"><li>Natural paint finish</li><li>Highly durable</li><li>Scratch resistant</li><li>Modern and contemporary style</li><li>No need to paint</li><li>Easy to install</li></ul>
----------	---	---	--

SAM ZERO MOULDINGS  
white

DESCRIPTION	PROFILE	TECHNICAL DRAWING	QUICK SPEC
CHAMFERED S22 skirting 145x18 & architrave 94x18			<ul style="list-style-type: none"><li>moisture resistant mdf core</li><li>full factory finish</li><li>RAL white 9003</li></ul>
OGEE WHITE S10 skirting 145x18 & architrave 94x18			
SP601 skirting 145x18 & architrave 94x18			





DESCRIPTION	PROFILE	TECHNICAL DRAWING	NOTES
DOORFRAME 108/133/150x30			doorframe sets for single doors
DOORSTOP 45x12			architrave pack sizes 5x2.2m lengths, skirting pack sizes 5x3.6m lengths
CHAMFERED skirting 145x18 & architrave 95x18		 	
OGEE skirting 145x18 & architrave 95x18 NEW		 	<b>QUICK SPEC</b> <ul style="list-style-type: none"><li>moisture resistant mdf core</li><li>full factory finish</li><li>oak veneer</li></ul>

SAM WRAP mouldings is a range of moisture resistant MDF mouldings which come complete with a high quality veneered oak finish.



- BENEFITS COMPARED TO REAL TIMBER OR PVC**
- No warping or twisting
  - Uniform throughout – saves time searching for matching pieces
  - Moisture resistant
  - No knots

**PLEASE NOTE**  
SAM ZERO display units are available to our customers on request.

SAM WRAP MOULDINGS

oak



sam zero mouldings  
display stand

SAM WRAP

oak


DESCRIPTION


GREY  
DOORFRAME  
108/133/150x30mm  
& DOORSTOP  
45x12


GREY  
skirting 145x18  
& architrave 95x18

GREY  
T-LIPPING  
44mm  
2.2m

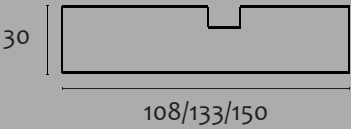
PROFILE

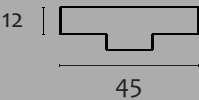









TECHNICAL DRAWING











QUICK SPEC

- durable wood effect laminate
- shaker profile

NOTES

doorframe sets  
for single doors

architrave pack  
sizes 5x2.2m  
lengths, skirting  
pack sizes 5x3m  
lengths

The profiles in this selection of mouldings offer a perfect complement to the doors in the Daiken grey range.


DESCRIPTION


WALNUT  
DOORFRAME  
108/133/150x30mm  
& DOORSTOP  
45x12


WALNUT  
skirting 145x18  
& architrave 95x18

WALNUT  
T-LIPPING  
44mm  
2.2m

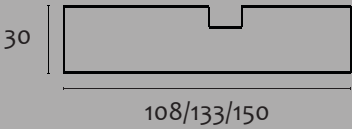
PROFILE

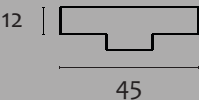









TECHNICAL DRAWING











QUICK SPEC

- durable wood effect laminate
- shaker profile

NOTES

doorframe sets  
for single doors

architrave pack  
sizes 5x2.2m  
lengths, skirting  
pack sizes 5x3m  
lengths

The profiles in this selection of mouldings offer a perfect complement to the doors in the Daiken walnut range.

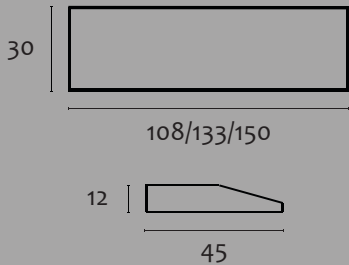
DESCRIPTION

DOORFRAME  
108/133/150x30  
& DOORSTOP 45x12

PROFILE



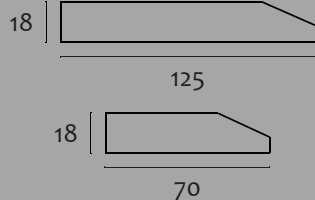
TECHNICAL DRAWING



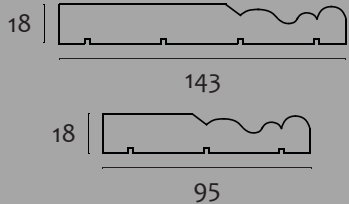
NOTES

doorframe sets  
for single doors

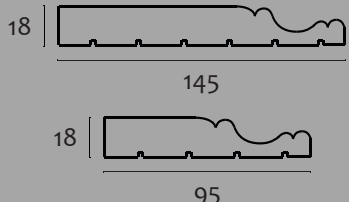
CHAMFERED  
skirting 125x18  
& architrave 70x18



OGEE  
skirting 143x18  
& architrave 95x18



VICTORIA  
skirting 145x18  
& architrave 95x18



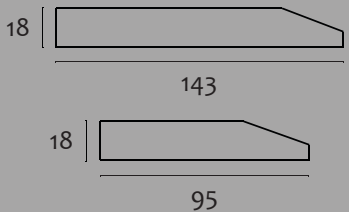
DESCRIPTION

SPLAY  
skirting 143x18  
& architrave 95x18

PROFILE



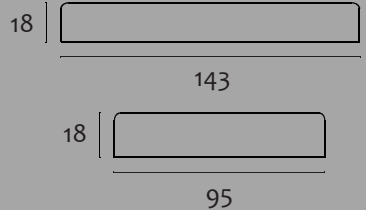
TECHNICAL DRAWING



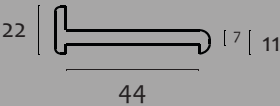
QUICK SPEC

- solid finger joint  
timber core
- premium  
primed
- chamfered,  
decorative &  
square profiles

PAO  
skirting 143x18  
& architrave 95x18



T-LIPPING  
44mm  
2.2m



Java White is a range of contemporary and traditional style mouldings with a premium primed factory paint treatment.

JAVA WHITE

DESCRIPTION

DOORFRAME  
108/133/150x30  
& DOORSTOP 45x12

BULLNOSE  
skirting 119x18  
& architrave 80x18

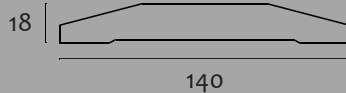
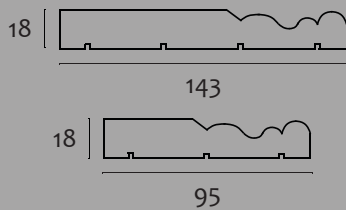
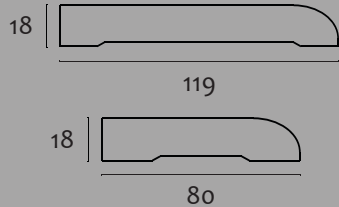
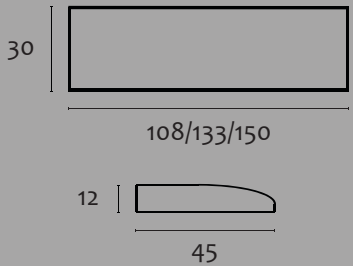
OGEE  
skirting 143x18  
& architrave 95x18

DOOR SADDLE  
140x18

PROFILE



TECHNICAL DRAWING



NOTES

doorframe sets  
for single doors

architrave pack  
sizes 5x2.2m  
lengths, skirting  
pack sizes 5x3.6m  
lengths

DESCRIPTION

CHAMFERED  
skirting 143x18  
& architrave 95x18

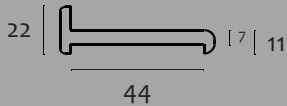
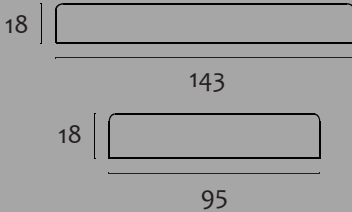
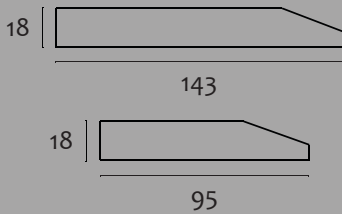
PAO  
skirting 143x18  
& architrave 95x18

T-LIPPING  
44mm  
2.2m

PROFILE



TECHNICAL DRAWING



QUICK SPEC

- engineered  
hardwood core
- 0.6mm  
american oak  
veneer
- chamfered,  
decorative,  
square &  
bullnose profiles
- quality factory  
lacquer

NOTES

oak T-lipping  
is available in  
a smaller size  
40x22

The Java oak range of  
mouldings is a complement to  
the doors in the Contract oak  
and Java oak ranges.

JAVA OAK



DESCRIPTION

WHITE  
MDF frame  
108/133/150x38mm

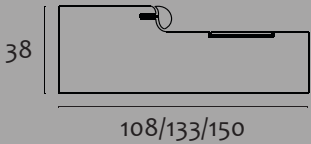
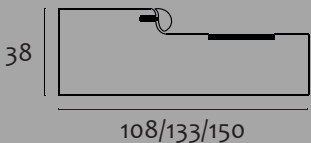
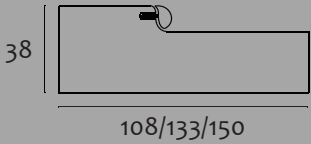
WHITE  
MDF fd30 frame  
108/133/150x38mm

OAK  
MDF fd30 frame  
108/133/150x38mm  
NEW

PROFILE



TECHNICAL DRAWING



QUICK SPEC

- moisture resistant MDF core
- complete with neoprene soft close strip

- moisture resistant MDF core
- complete with neoprene soft close strip and intumescent strip

NOTES

- not manufactured by Norma
- intumescent strip sold separately



DESCRIPTION

WHITE  
fd60 frame  
100/130x38mm

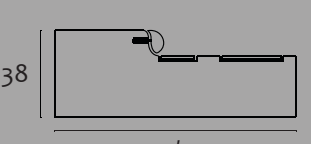
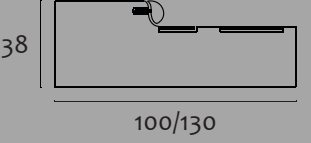
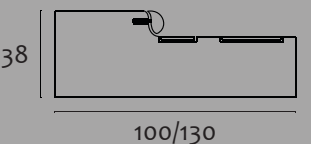
ASH  
fd60 frame  
100/130x38mm

OAK  
fd60 frame  
100/130x38mm

PROFILE



TECHNICAL DRAWING



QUICK SPEC


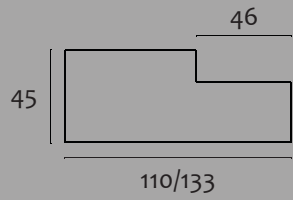

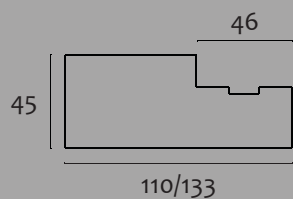

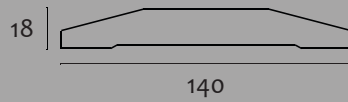
- moisture resistant MDF core
- premium primed and veneers in ash & oak
- complete with neoprene soft close strip and intumescent strip

Solid Sapele hardwood, veneers in ash/oak and primed white are the different finishes available in fd60 fire frames. The rebate face provides for two grooves to accommodate the intumescent strip necessary to achieve full compliance with regulations.

**NORMA frames**

mdf frame / fd30 / fd60

RED DEAL MOULDINGS


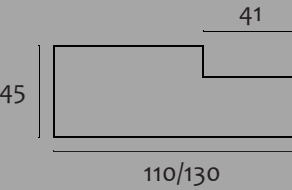




DESCRIPTION	PROFILE	TECHNICAL DRAWING	QUICK SPEC
DOORFRAME 7'			<ul style="list-style-type: none"><li>solid scandinavian redwood</li><li>unfinished</li></ul>
1/2hr FIRE FRAME 7'			
DOOR SADDLE 1m & 6'			

RED DEAL range

Solid Scandinavian Redwood is used in the machining of these mouldings. Random selection of knots. Suitable for varnishing or painting.



PROMA MOULDINGS  
walnut

DESCRIPTION	PROFILE	TECHNICAL DRAWING	QUICK SPEC
SQUARE DOORFRAME 130x45mm			<ul style="list-style-type: none"><li>moisture resistant MDF core</li><li>0.6mm american walnut veneer</li><li>square profile</li><li>high quality factory lacquer</li></ul>
SQUARE SKIRTING 100x16mm			<b>NOTES</b>  doorframe sets for single doors
SQUARE ARCHITRAVE 80x16mm			architrave pack sizes 5x2.2m lengths, skirting pack sizes 5x3m lengths

The profiles in this selection of mouldings offer a perfect complement to the doors in the Proma walnut range.

PROMA range  
walnut mouldings



DESCRIPTION



DOORFRAME  
130x45mm

SKIRTING  
130x16mm

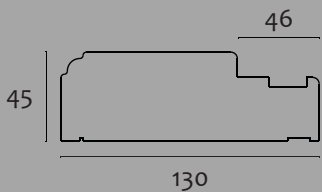
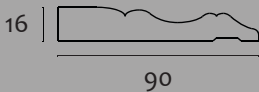
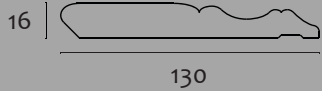
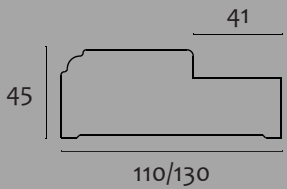
ARCHITRAVE  
90x16mm

DOORFRAME FD30  
130x45mm

PROFILE



TECHNICAL DRAWING



QUICK SPEC

- moisture resistant MDF core
- 0.6mm american white oak veneer
- traditional profile
- high quality factory lacquer

NOTES

doorframe sets  
for single doors

architrave pack  
sizes 5x2.2m  
lengths, skirting  
pack sizes 5x3m  
lengths

20mm  
intumescent strip  
required




DESCRIPTION

SQUARE  
DOORFRAME  
130x45mm



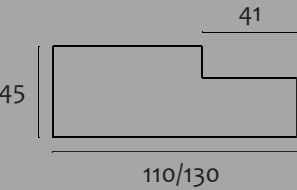
SQUARE  
SKIRTING  
130x16mm

SQUARE  
ARCHITRAVE  
80x 16mm

PROFILE



TECHNICAL DRAWING



QUICK SPEC

- moisture resistant MDF core
- 0.6mm grey tinted oak veneer
- square profile
- high quality factory lacquer

NOTES

doorframe sets  
for single doors

architrave pack  
sizes 5x2.2m  
lengths, skirting  
pack sizes 5x3m  
lengths

The profiles in this selection  
of mouldings offer a perfect  
complement to the doors in  
the Proma oak and charcoal  
oak ranges.

PROMA MOULDINGS  
oak / charcoal oak

PROMA range

oak / charcoal oak mouldings

# DORAS DOOR PROTECTION

*In order for a door to retain its high standards and perform to required specification, it is essential that careful installation and maintenance procedures be followed.*

*When you receive your new door we recommend that you check it carefully to ensure that it has not been damaged in transit or storage. Make sure that all components are present and that the door is in good condition.*

## STORAGE & HANDLING

*The following points must be adhered to when storing your doors before hanging:*

- Doors must be stored flat (never on edge or on end) in a dry, well ventilated environment.
- Under no circumstances should they be stored in damp, freshly plastered rooms – exposure to moist conditions will cause swelling of the components and consequent distortion of the door. Polythene or protective wrapping must remain on the door as long as possible.
- Natural finish doors must not be stored in a way that wholly or partly exposes them to daylight. Exposure to ultra violet light can cause fading or discolouration of timber and veneers.
- Doors should be conditioned to the prevailing environment before hanging and should not be exposed to abnormal heat, extreme dryness, high humidity or sudden changes of temperature.
- It is essential that all doors should be sealed or knotted and primed on both faces, all four edges and cuts out such as letterboxes and locks immediately after delivery. End grain must be completely protected as this is where the moisture can cause swelling, splitting or warping.

## INSTALLATION

*When installing your new door the following points should be noted:*

- Ensure the properties where the doors are to be hung is completely dry, particularly freshly plastered rooms.
- Three hinges should be fitted to all external doors, doors weighing more than 20 kg (44 pounds) and internal doors where large differences of temperature or humidity on opposing faces can be expected (e.g. bathrooms and airing cupboards). Always use good quality steel or brass 4” hinges (102mm) and 3” hinges (76mm) for ordinary internal doors.
- Any mortice locks, letter plates, ironmongery, etc should be fitted prior to the door being hung.
- When fitting a mortice lock this must not be fitted through the mid rail joint in the door frame. Always position a lock either above or below the doors mid rail. Fitting a lock through a doors joint will impair the performance of the joint and make it unstable.
- Rebating of double doors is not possible without nullifying the guarantee.
- Fire doors must not be altered on site. Any cut-out for glass aperture etc. must not be done without the approval of the door manufacturer or local fire officer.

## DECORATION

- The decoration of doors is very important and particular attention should be paid to the following:
- A door should be clean and dry prior to finishing and have a moisture content suitable to the location it is in.
- Any surface marks should be removed using fine sandpaper making sure you rub in the direction of the grain, any dust created by this process should be removed.
- Make sure that the paint or stain is applied evenly to both sides of the door and that the whole surface area is covered. Pay close attention to top and bottom edges, cut-outs for locks, letter plates, hinges and any glass rebates.
- We recommend that all doors should have between three or four coats or finish. Use good oil based paint (not water based) and include at least one coat primer, one undercoat and two coats of gloss or good quality joinery treatment which must include at least one base coat, one intermediate coat and two finishing coats (e.g. Sadolins, Dulux Woodcare, etc). A base coat primer is not a seal.

## MAINTENANCE

- In order for a door to retain its appearance and prolong its life a course of regular maintenance is recommended. Annual inspection should be made and touching up carried out as necessary to prevent timber from deterioration.
- Cleaning frosted glass. Care is required with this glass as it can be marked easily by pets or by finger prints. Cleaning is recommended with warm water and a sponge. Products like CIF work well in removing any dirt which gets into the rough glass surface.
- We will accept no responsibility for products cut down in size after receipt or when utility or structural strength is impaired in fitting or application of hardware. Our liability under our guarantee is limited to the replacement/repair of the door and no liability is accepted for any consequential costs.

## GUARANTEE

- Timber is a natural product and as such there may be a certain amount of colour variation in the timber/veneer.
- Distribution of knots may be random and varied.
- Should the door be shown to be defective in materials or construction Doras Distributors undertakes to provide a replacement door free of charge. However, associated costs such as re-hanging, painting or storage cannot be covered under this guarantee.
- Guarantee will be applicable only where it is shown that the procedures for door preparation, installation and protection as outlined have been fully adhered to.
- Rebating of double doors is not possible without nullifying the guarantee.

## IMPORTANT

*Please inspect your new Doras door carefully and thoroughly. Any physical defects revealed by this inspection should be reported immediately. No claim will be entertained where a door has been removed from its packaging when the inspection described above would have identified the defect without the need for package removal (ie where damage is visible, packaging should not be opened).*

*Any defects which are detectable only after removal of packaging must be reported immediately.*



www.dorasdoors.com



# PROMOTIONAL SECTION

## STANDS / DISPLAY BOARDS / PRODUCTS FOR DISPLAY

Door stands and display panels are an essential element when it comes to assisting our customers in promoting the Doras product.

Available on request, these sales aids are attractively designed and are compact enough to be able to fit into any showroom.

Alternatively, where a more bespoke showroom solution is needed, we are happy to work with the customer and to make recommendations as to which display door models would best suit that customer's requirements.



2-door display stand



8-door display stand



sam zero mouldings display stand



arrone ironmongery kits display stand



4-door display stand



java mouldings display board



sam zero mouldings display board



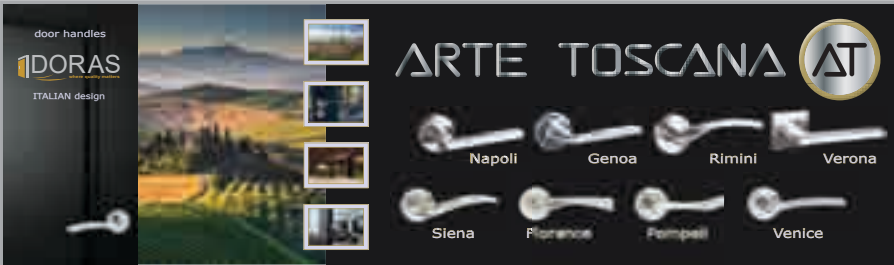
arrone packaging




arte toscana 8-handle display stand



arte toscana dump bin



arte toscana 8-handle display board



arte toscana 4-handle display board



arte toscana packaging




# PROMOTIONAL SECTION

## CATALOGUES / FLYERS

Printed material is an indispensable part of promoting any product. At Doras we are constantly working on upgrading our brochure or designing flyers for new products.

For more information on these promotional materials please talk to your sales representative or a member of our sales staff.



## ADVERTISING



## BANNERS



## WEBSITE

All current Doras products are shown on the website. Included too is a listing of nationwide stockists of our products.

Should you wish to be included in the listing please contact our admin department.



# ADDITIONAL INFORMATION

company profile / door sizes / map

## DORAS DISTRIBUTORS LTD

DORAS DISTRIBUTORS LTD is a wholesale distribution company located in West Dublin and specialising in timber doors and timber mouldings.

ADDRESS  
Unit 7, Park West  
Nangor Road,  
Dublin 12 Y6FP

SALES TEAM  
Ashlin Phipps - 086 2623797  
(east)  
Mike Finn - 086 8043364  
(south)  
Kevin Killilea - 087 2113779  
(west)

CONTACT US  
ph 01 6235444  
fax 01 6235480  
sales@dorasdist.com  
www.dorasdoors.com

## BEARFOOT LTD

BEARFOOT FLOORS & DOORS LTD is a specialist importer of hardwood timber flooring, semi-solid flooring and laminate flooring. Bearfoot Floors & Doors Ltd is the sole distributor in Ireland for Kronopol laminate flooring, Hakwood quality flooring products, Titan Engineered flooring & Savannah semi-solid flooring.

ADDRESS  
Knockmitten Lane,  
Western Industrial  
Estate, Dublin 12



OPENING HOURS  
Mon - Fri  
8.30am - 5.00pm  
Saturday  
10.00am - 2.30pm

CONTACT US  
ph 01 4567129  
fax 01 4503337  
sales@bearfoot.ie  
www.bearfoot.ie

MCCANN'S BUILDERS PROVIDERS & DIY was set up in 1976 as T.McCann & Co Ltd. Supplying building materials to the trade and DIY enthusiasts.

ADDRESS  
136 South Circular  
Road, Dublin 8



CONTACT US  
ph 01 4533335  
fax 01 4543839  
sales@tmccann.ie  
www.tmccann.ie

### imperial

78 x 24  
78 x 26  
78 x 28  
78 x 30  
80 x 32  
80 x 34

### metric equivalent

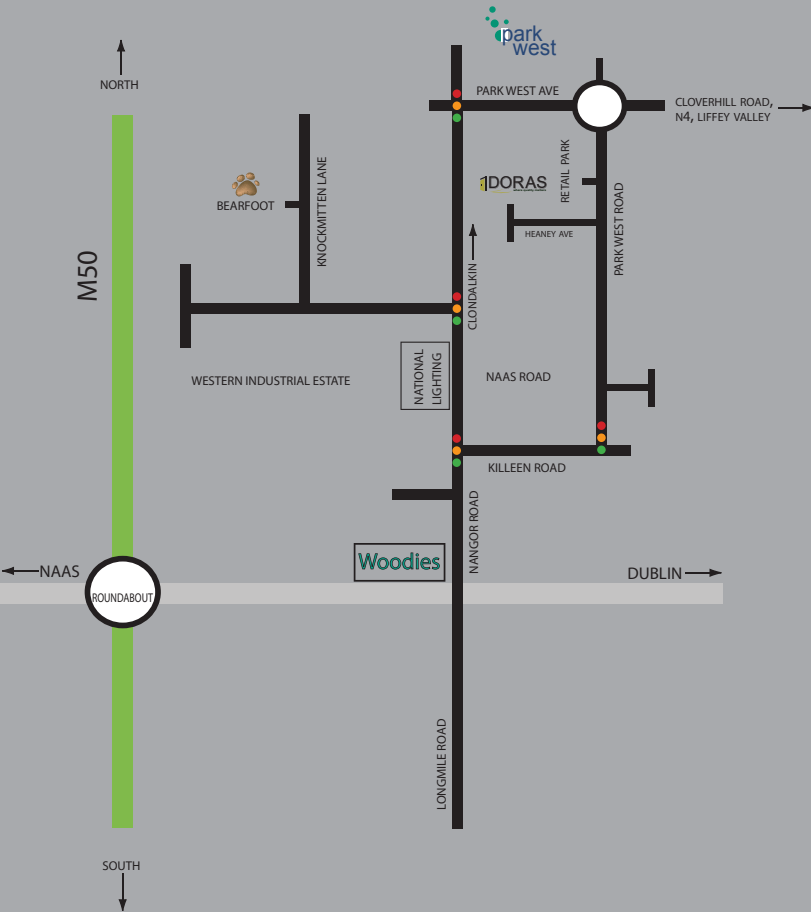
1981 x 610  
1981 x 660  
1981 x 711  
1981 x 762  
2032 x 813  
2032 x 864

### additional metric sizes

2040 x 526  
2040 x 626  
2040 x 726  
2040 x 826  
2040 x 926  
2040 x 1026

DOOR SIZES

## MAP



www.dorasdoors.com

We would like to take time to thank the following companies for giving us help in providing printing materials for this beautiful new catalogue.


Your time and support are very much appreciated.

**Puertas Proma (SPAIN)** - *photography*  
[www.proma.es](http://www.proma.es)

**Norma (SPAIN)** - *photography*  
[www.norma-doors.com](http://www.norma-doors.com)

**LA Style Design** - *in-house design and photography*  
[www.dorasdoors.com](http://www.dorasdoors.com)

**Print Smart** - *printing*  
[www.thesmartgroup.ie](http://www.thesmartgroup.ie)



# ACKNOWLEDGEMENTS



**DORAS DISTRIBUTORS LTD**

Unit 7  
Park West  
Nangor Road  
D12 Y6FP

ph 01 6235444  
fax 01 6235480

[sales@dorasdist.com](mailto:sales@dorasdist.com)  
[www.dorasdoors.com](http://www.dorasdoors.com)

